



ERS2025

30th Congress of European Rhinologic Society

43rd Congress of the International Society
of Inflammation and Allergy
of the Nose (ISIAN) &

25th Congress of the International
Rhinologic Society (IRS)

JUNE 22-25, 2025

HUNGEXPO, Budapest, Hungary

www.ers-isian2025.com

PROGRAMME





GENERAL INFORMATION

Speakers' Ready: Meeting Room G9 | Located on Level +1
Please hand out your presentations to the technicians, 3 hours before your lecture or the day before. MAC & laptops are not permitted to connect in the AV systems.

Meeting Rooms		Registration Desk	Opening Hours	Exhibition Hours	
Room 1 - F1+F2+F3 Ground Floor	Room 8 - G3 Floor +1	Sunday June 22	10.00h – 17.30h	Sunday June 22	14.00h – 19.00h
Room 2 - F4+F5 Ground Floor	Room 9 - G6 Floor +1	Monday June 23	07.30h – 18.30h	Monday June 23	08.30h – 17.15h
Room 3 - F6 Ground Floor	Room 10 - G7 Floor +1	Tuesday June 24	08.00h – 18.30h	Tuesday June 24	08.30h – 17.15h
Room 4 - F7 Ground Floor	Room 11 - G10 Floor +1	Wednesday June 25	08.00h – 18.00h	Wednesday June 25	08.30h – 17.15h
Room 5 - F8 Ground Floor	Room 12 - G11 Floor +1				
Room 6 - G1+G2 Floor +1	Room 13 - G15 Floor +1				
Room 7 - G4+G5 Floor +1	Room 14 - F9+F10 Ground Floor				

Congress Application “ERS 2025”

Android

iPhone

Social Programme

Sunday, June 22, 2025	
17.30h-18.30h	Opening Ceremony, Hungexpo, Meeting Room P1+P2, Level +2
18.30h – 21.00h	Congress Party, Level +2
Tuesday, June 24, 2025	
20.00h	Faculty Dinner, by invitation only <i>Please wear your badge</i>

ORGANIZERS

EUROPEAN RHINOLOGIC SOCIETY

ISIAN – International Symposium on Infection and Allergy of the Nose

IRS International Rhinologic Society

Hungarian Society of Oto-Rhino-Laryngology, Head & Neck Surgery

FREI S.A. Congress Organizers • Corporate Meetings & Events • DMC
3, Paparrigopoulou Street, 105 61 Athens, Greece, T: +30 210 3215600, F: +30 210 3219296
E-mail: info@frei.gr • Web: www.frei.gr

ACKNOWLEDGEMENTS

ERS 2025 PARTNERS

Platinum

GOLD

Bronze

ERS 2025 EXHIBITORS


ERS 2025 ASSOCIATIONS

IRS ISIAN 2026

CEORL-HNS 2026 | GOTHENBURG




SATELLITE SYMPOSIA


MONDAY JUNE 23, 2025			
Room 3 – F6			
13:00-14:00	SATELLITE SYMPOSIUM: Silent Triggers, Loud Impact: A Deep Dive into CRSwNP – Uncovering Inflammation and Redefining Patient Outcomes		
	Faculty:		
	Chair:	Prof. Elina Toskala (MD, PhD, MBA) (United States)	
	Speakers:	Prof. Martin Yvon Desrosiers (MD, FRCSC) (Canada), Prof. Eugenio De Corso (MD, PhD) (Italy) and Prof. Philippe Gevaert (MD, PhD) (Belgium)	
13:00-13:02 (2 min)	Welcome and introductions: Objectives and agenda	Prof. Elina Toskala (MD, PhD, MBA) (United States)	
13:02-13:07 (5 min)	Breaking the silence: The underappreciated impact of living with CRSwNP	Prof. Elina Toskala (MD, PhD, MBA) (United States)	
13:07-13:17 (10 min)	Beneath the surface: The silent trigger of type 2 inflammation and its impact on patients with CRSwNP	Prof. Martin Yvon Desrosiers	
13:17-13:27 (10 min)	Beyond biologic clinical trials: Learnings from research translated to reality for patients with CRSwNP	Prof. Eugenio De Corso	
13:27-13:37 (10 min)	Bridging the gap: Targeting type 2 inflammation to enhance surgical outcomes in CRSwNP	Prof. Philippe Gevaert	
13:37-13:52 (15 min)	Between the panel: Can we make noise to elevate care for patients with CRSwNP?	All	
13:52-14:00 (8 min)	Audience Q&A	All	
Supported by 			

MONDAY JUNE 23, 2025			
ROOM 4 – F7			
13:00-14:15	SATELLITE SYMPOSIUM: Sinus Surgery in a Changing World - Optimize the outcomes of complete sinus surgery		
	Moderator:	Prof. Raymond Sacks	
13.00-13.10	Welcome & Introduction	Prof. Raymond Sacks	
13.10-13.25	How to achieve an optimal FESS Cavity in CRS	Prof. Raymond Sacks	
13.25-13.40	Electromagnetic Navigation Guidance in Sinus Surgery: From Innovation to Standard of Care	Prof. Mario Turri-Zanoni	
13.40-13.55	Insights and key take aways from the recent PROPEL™ Advisory board	Prof. Laura van Gerven	
13.55-14.15	Questions & Answers	All	
Supported by Medtronic			

ROOM 5 – F8			
13:10-14:10	SATELLITE SYMPOSIUM: CRSwNP In Practice: Real Cases, Real Decisions, Real Impact		
	<i>Chair:</i> Martin Wagenmann		
	<i>Speakers:</i> Carlotta Pipolo, Marjolein Cornet		
13:10-13:15 (5 mins)	Welcome and introduction	<i>Chair:</i>	Martin Wagenmann
		<i>Speakers:</i>	Carlotta Pipolo, Marjolein Cornet
13:15 -14:00 (45 mins)	Clinical case discussion: Real – world experience in the management of patients with CRSwNP	<i>Chair:</i>	Martin Wagenmann
		<i>Speakers:</i>	Carlotta Pipolo, Marjolein Cornet
14:00-14:10 (10 mins)	Expert Panel Closing Remarks and Audience Q&A	<i>Chair:</i>	Martin Wagenmann
		<i>Speakers:</i>	Carlotta Pipolo, Marjolein Cornet
Supported by			

SATELLITE SYMPOSIA

TUESDAY JUNE 24, 2025			
ROOM 3 – F6			
13:10-14:10	SATELLITE SYMPOSIUM: Type 2 Inflammation and Disease Control in CRSwNP: Current Perspectives and Future Directions		
	<i>Chairperson:</i> Vibeke Backer		
5 min	Welcome and introductions	Vibeke Backer	
10min	Type 2 Inflammation: Links With Severe/Uncontrolled CRSwNP	Vibeke Backer	
15min	From Treatable Traits to Understanding Disease Control in CRSwNP	Sietze Reitsma	
15 min	Patient-Perceptions of Disease Control in CRSwNP	Sietze Reitsma & Vibeke Backer	
15 min	Audience Q&A	All	
Supported by sanofi REGENERON ®			
ROOM 4 – F7			
13:10-14:10	SATELLITE SYMPOSIUM: Epithelial health: the role of the epithelium and epithelial cytokines in transforming patient care towards clinical remission in united airways disease		
5 min	Welcome and introductions	Professor Claire Hopkins	
20 min	Epithelial activation: the role of the epithelium and epithelial cytokines in upper and lower airway diseases	Dr Anju Peters	
18 min	Targeted therapeutic opportunities to restore epithelial health and improve patient outcomes in upper airway diseases	Professor Claire Hopkins	
15 min	Panel discussion: the role of the epithelium and targeting epithelial cytokines to elevate patient care towards restoration of epithelial health and clinical remission	All <i>(Dr Anju Peters, Professor Claire Hopkins, Professor Eugenio De Corso)</i>	
2 min	Meeting close	Professor Claire Hopkins	
Supported by AstraZeneca 			

ROOM 5 – F8 – Ground Floor	
13:15-14:00	SATELLITE SYMPOSIUM: Your choice: Office or Outpatient FESS Surgery. What's the future trend?
Speakers:	Jannis Konstantinidis , MD, Professor & Head, Dept of ORL, Head & Neck Surgery, Aristotle, University Thessaloniki, Greece
	Andreas Leunig , MD, Professor, ENT Specialist, ENT Hospital Dr. Gaertner Bogenhausen GmbH, Germany
	Paolo Battaglia , MD, Associate Professor, Chief of Dept of Otorhinolaryngology – H&N Surgery, Sant' Anna Hospital, University of Insubria, Como, Italy
Supported by 	



ERS2025
30th Congress of European Rhinologic Society
43rd Congress of the International Society of Inflammation and Allergy of the Nose (ISIAN) 6
25th Congress of the International Rhinologic Society (IRS)
JUNE 22-25, 2025
HUNGEXPO, Budapest, Hungary

ERS2025
30th Congress of European Rhinologic Society
43rd Congress of the International Society of Inflammation and Allergy of the Nose (ISIAN) 6
25th Congress of the International Rhinologic Society (IRS)
JUNE 22-25, 2025
HUNGEXPO, Budapest, Hungary

	SUNDAY, JUNE 22, 2025							SUNDAY, JUNE 22, 2025							
	ROOM 1 F1-F2-F3 Ground Floor	ROOM 2 F4-F5 Ground Floor	ROOM 3 F6 Ground Floor	ROOM 4 F7 Ground Floor	ROOM 5 F8 Ground Floor	ROOM 6 G1+G2 Level +1	ROOM 7 G4+G5 Level +1	ROOM 8 G3 Level +1	ROOM 9 G6 Level +1	ROOM 10 G7 Level +1	ROOM 11 G10 Level +1	ROOM 12 G11 Level +1	ROOM 13 G15 Level +1	ROOM 14 F9+F10 Ground Floor	
	Featured Main Topics / Lectures	Oncology / Skull Base	CRS conservative	Rhinologic Surgery	Acute Sinusitis / Smell & Taste	FPS	Miscellaneous	ABSTRACTS							Dissection Pre-Day
09:00 -10:30								ERS Executive Meeting							
10:40-12:50								Rhinology Editorial Board Meeting							
12:50-14:20								Rhinology Board Meeting							
14:20-14:50	KEYNOTE LECTURE 1 <i>Chair: Annette Kjeldsen</i> Updates in the evidence base for biologic therapies Eugenio De Corso	KEYNOTE LECTURE 2 <i>Chair: Nyall London</i> Management of paranasal sinus malignancies - lessons learned from a high-volume center Ehab Hanna	KEYNOTE LECTURE 3 <i>Chair: Fabrizio Romano</i> From bench to nostril - novel treatment options for non type 2 CRS Valerie Hox	KEYNOTE LECTURE 4 <i>Chair: Ann Hermanson</i> State-of-the-art management of inverted papilloma Mario Turri-Zanoni	KEYNOTE LECTURE 5 <i>Chair: Caroline Huart</i> The air we breathe - how does our environment drive inflammatory diseases in the nose? Stella Lee	KEYNOTE LECTURE 6 <i>Chair: Frodita Jakimovska</i> The Resurgence of endonasal rhinoplasty. Redefining the surgeons mindset Pietro Palma	KEYNOTE LECTURE 7 <i>Chair: Marco Ferrari</i> Lessons learned from the MUSES* study Paolo Battaglia								
15:00-16:15	ROUND TABLE 1 Treatment strategies for sinonasal malignancies - one size fits all? <i>Moderator: Cem Meco</i> <i>Panelists:</i> 1. David Holzmann 2. Ehab Hanna 3. Marco Ferrari 4. Jan Plzak 5. Christian Von Buchwald	ROUND TABLE 2 Choosing the right material & technique for skull base closure <i>Moderator: Christos Georgalas</i> <i>Panelists:</i> 1. AbdulAziz AlQahtani 2. Marco Caversaccio 3. Jan Mikael Gerl 4. Yves Brand 5. Gülpembe Bozkurt 6. Petr Matousek	ROUND TABLE 3 Controversies in peri- and postoperative management of CRS <i>Moderator: Peter John Wormald</i> <i>Panelists:</i> 1. Anna-Sophie Hoffmann 2. Cecile Rumeau 3. Anders Cervin 4. Erin Wright 5. Marlene Speth 6. Anneclaire Vroegop 7. Isam Alobid	ROUND TABLE 4 What is the contemporary role of ESS for CRS and future directions with introduction of novel medications? <i>Moderator: Thibaut van Zele</i> <i>Panelists:</i> 1. Catherine Rennie 2. Do-Yeon Cho 3. Ramon Moreno Luna 4. Emmanuel Prokopakis 5. Enrico Heffler 6. Peter Hellings	ROUND TABLE 5 Olfactory disorders - emerging treatment options beyond training <i>Moderator: Caroline Huart</i> <i>Panelists:</i> 1. Iordanis Konstantinidis 2. Helga Kraxner 3. Julien Hsieh 4. Ljiljana Jovancevic 5. Anna Kristina Hernandez 6. Susanne Weise	ROUND TABLE 6 Structural versus preservation rhinoplasty <i>Moderator: Peter Palhazi</i> <i>Panelists:</i> 1. Miguel Ferreira 2. Frank Riedel 3. Fazil Apaydin 4. Joao Pimentel 5. Mohsen Naraghi	ROUND TABLE 7 Paediatric rhinosinusitis - state-of-the-art assessment and treatment <i>Moderator: Ingo Baumann</i> <i>Panelists:</i> 1. Tomislav Baudoin 2. Dilyana Vicheva 3. Sara Torretta 4. Aleksandar Peric 5. Salil Nair 6. Fuad Baroody	Sinonasal Malignancy 1 <i>Chair 1: Vittorio Rampinelli</i> <i>Chair 2: Ing Ping Tan</i> 4287 – Risk Factors for Cervical Lymph Node Involvement in Sinonasal Cancer, Choulakis Konstantinos 4364 – Biopsy in local anaesthesia for sinonasal malignancy – easy way of prolonging diagnostic pathway, Miličić Borna 4398 – Outcome-oriented clinicopathological reappraisal of sinonasal adenoid cystic carcinoma with broad morphological spectrum and high MYB::NFIB prevalence, Mauthe Tina 4400 – Overall and disease-specific survival of sinonasal adenoid cystic carcinoma: a systematic review and meta-analysis Mauthe Tina	Paediatric Rhinology 1 <i>Chair: Julia Eckl-Dorna</i> 4138 – Multicenter survey on severe complications of acute otitis media and sinusitis in healthy children in the context of covid pandemic – the CAOS-kids trial, Andorfer Kornelia 4316 – Long term sequela of pediatric chronic rhinosinusitis – comparison of conservative and surgical treatments, Strinkovsky Lior 4564 – Complications of acute bacterial rhinosinusitis in our pediatric otorhinolaryngological department between 2013 and 2023, Rupnik Zsuzsanna 3674 – The utility of elective paediatric functional endoscopic sinus surgery in the era of balloon sinuplasty: a tertiary centre experience, Davies Timothy 3756 – Paediatric septoplasty practice in the United Kingdom, Yang Ding 4358 – “The choice of Hercules, Virtue or Vice – Which path to choose?” – A case of multiple pathologies in a non-syndromic child, Vardouniotis Alexios	CRS – Outcome Assessment 1 <i>Chair: Christian Meerwein</i> 3983 – Improvement of life of quality for patient with rhinosinusitis combine with allergic rhinitis after FESS treatment, Kuo Yu Chun 4159 – Olfaction and trigeminal intranasal function in chronic rhinosinusitis after endoscopic sinus surgery: a systematic review with meta-analysis, Gago Torres Concha 4261 – Short- and long-term real-life results of biologic therapy in patients with chronic rhinosinusitis with nasal polyposis, Morales Chacchi Paula 3932 – Blood and tissue eosinophils predict recurrence in Chronic Rhinosinusitis with Nasal Polyps, Valera Fabiana C P 3765 - Surgical Outcome Analysis in Taiwanese Patients with Primary Chronic Rhinosinusitis, Chia-Hsiang Fu 4102 – Comorbid Asthma as Predictor of Therapeutic Response to Biologics in CRSwNP, Viskens An-Sofie	Allergic Rhinitis 1 <i>Chair: Klementina Avdeeva</i> 3794 – Stapokibart reduces predicted need for surgery in patients with chronic rhinosinusitis with nasal polyps, Lu Mi 3655 – Legionella Exacerbates Clinical Symptoms of Seasonal Allergic Rhinitis in Children via the FcεR1 Signaling Pathway, Wenjing Liu 3654 – Artemisia annua sublingual immunotherapy in children with seasonal allergic rhinitis, Xiao Xiao 3739 – Radiofrequency ablation of intraturbinate posterior nasal nerve comparing to medical treatment for chronic rhinitis, Chien Yu Huang 3789 – Prospective Review of ClariFix Cryotherapy for Chronic Rhinitis, Simon Morris 3839 – The effect of fluticasone nasal spray on patients with allergic rhinitis and chronic obstructive pulmonary disease, Shih Liang-Chun 3862 – Allergen Sensitivity Profile in a Tertiary Care Centre in Eastern India and Experience with Sublingual Immunotherapy, Mittal Yash	CRS – Surgical Management 1 <i>Chair: Michael Tong</i> 4355 – Improving Prescriber Confidence in COX-2 Inhibitor Use for Aspirin-Exacerbated Respiratory Disease: Impact of a Standard Operating Procedure, Emily Hocknell 4171 – Indication for biologic treatment in a real-world cohort of chronic rhinosinusitis patients according to international recommendations: Evidence from the European CRS Outcome Registry (CHRINOSOR), Otten Josje 4220 – Preoperative SNOT-22 Across Borders: A Systematic Review and Meta-Analysis, Hur Kevin 4178 – How we made it easy: Designing mucosal flap for outside-in Draf 3 frontal sinusotomy, Sadrehosseini Seyed Mousa 3895 – Safety and effectiveness of bioabsorbable steroid-eluting implants in frontal sinus surgery, Jama Guled 3741 – Outcomes of endoscopic frontal sinus surgery: a single-center experience, Gorbunov Sergey	Epistaxis and HHT 1 <i>Chair: Rory O'Neill</i> 4176 – One-Year Mortality and Morbidity of Epistaxis Compared to Controls in 1 789 Patients: Is Epistaxis Associated with Reduced Survival?, Radermecker François 4333 – Intranasal trigeminal and secretory function are impaired after topical anaesthesia or surgical treatment of epistaxis, Soyka Michael 4389 – A quality improvement project to aim to assess and improve foundation doctor understanding and management of epistaxis, Brookes Thomas 4532 – A retrospective analysis of 12 years of epistaxis management at Department of ENT, University Hospital Centre Zagreb, Bilać Jakov 4213 – Pulsed dye laser treatment for epistaxis secondary to hereditary haemorrhagic telangiectasia: A comparison between the Epistaxis Severity Score and a novel simplified scoring system as patient-reported outcome measures, Jacob Rapier		



	SUNDAY, JUNE 22, 2025						SUNDAY, JUNE 22, 2025							
	ROOM 1 F1-F2-F3 Ground Floor	ROOM 2 F4-F5 Ground Floor	ROOM 3 F6 Ground Floor	ROOM 4 F7 Ground Floor	ROOM 5 F8 Ground Floor	ROOM 6 G1+G2 Level +1	ROOM 7 G4+G5 Level +1	ROOM 8 G3 Level +1	ROOM 9 G6 Level +1	ROOM 10 G7 Level +1	ROOM 11 G10 Level +1	ROOM 12 G11 Level +1	ROOM 13 G15 Level +1	ROOM 14 F9+F10 Ground Floor
	Featured Main Topics / Lectures	Oncology / Skull Base	CRS conservative	Rhinologic Surgery	Acute Sinusitis / Smell & Taste	FPS	Miscellaneous	ABSTRACTS						DISSECTION DAY 1
								ABSTRACT SESSION 1	ABSTRACT SESSION 2	ABSTRACT SESSION 3	ABSTRACT SESSION 4	ABSTRACT SESSION 5	ABSTRACT SESSION 6	
								4044 – Metastatic Cancers to the Sinonasal Cavity: Clinical Features, Presentations, and Survival Outcomes, Marn Joon Park	4460 – Catastrophic Nasal Destruction and Mutilations in Lesch – Nyhan Syndrome, El-Shirbeny Hussein A.	4185 – Predictors and Time Interval of Chronic Rhinosinusitis Recurrence after Endoscopic Sinus Surgery, Alaraifi Abdulaziz	3924 – Nicotine's Impact on Nasal Mucosa: Challenges for α-Adrenergic Agonist Nasal Spray in Allergic Rhinitis Patients, Chou Mark Ying-Liang	4150 – Intracranial and intraorbital extension of benign nasal polyps in chronic rhinosinuitis with nasal polyposis (CRSwNP): A case report and literature review, Bilać Jakov	4283 – Developing a Novel Patient Passport to Improve Emergency Management of Epistaxis in Hereditary Haemorrhagic Telangiectasia, Talisa Ross	
								4214 – Induction chemotherapy as a Treatment Option for HPV-Positive Sinonasal non-keratinizing Squamous Cell Carcinoma, Giorgio Sileo				4195 – Prelacrimal recess approach: less invasive, more effective, López Flórez Luz	4421 – Survival is shorter than expected in Hereditary hemorrhagic telangiectasia – results from a national population based register study, Ahlstrom Emanuelsson Cecilia	
								3668 – Outcomes in Orbit-sparing versus Orbit-sacrificing Surgery for Sinonasal Malignancies with Orbital Involvement – A Systematic Review and Meta-Analysis, Tan Claire Jing-Wen						
16:15-16:45	AFTERNOON TEA, POSTER VIEWING AND VISIT THE EXHIBITION							AFTERNOON TEA, POSTER VIEWING AND VISIT THE EXHIBITION						
16:45-17:15	How I Do It / Instructional Course 1	How I Do It / Instructional Course 2	How I Do It / Instructional Course 3	How I Do It / Instructional Course 4	How I Do It / Instructional Course 5	How I Do It / Instructional Course 6	How I Do It / Instructional Course 7							Injectables and fillers in and around the nose
	Tips & tricks in frontal sinus surgery Andreas Leunig	Endoscopic nasopharyngectomy - classification and surgical anatomy Michael Tong, Paolo Battaglia	Personalized Strategies for Navigating Non-Allergic Rhinitis: From Diagnosis to Tailored Treatment Klementina Avdeeva	Tips and tricks to improve your skills in basic FESS Benjamin Verillaud	Treating allergic rhinoconjunctivitis in 2025 Ralph Moesges	How to pick your patients for aesthetic rhinoplasty? Hesham Saleh	Rhinologic management of patients with PCD and CF in 2025 Brent Senior							<i>Dissector:</i> Peter Pálhazi
														<i>Moderator:</i> Tibor Szalóki
17:30-18:30	Opening Ceremony (Meeting Room P1+P2 - Level +2)													
18:30-21.00	Congress Party (Level +2)													



MONDAY, JUNE 23, 2025							MONDAY, JUNE 23, 2025						
ROOM 1 F1-F2-F3 Ground Floor	ROOM 2 F4-F5 Ground Floor	ROOM 3 F6 Ground Floor	ROOM 4 F7 Ground Floor	ROOM 5 F8 Ground Floor	ROOM 6 G1+G2 Level +1	ROOM 7 G4+G5 Level +1	ROOM 8 G3 Level +1	ROOM 9 G6 Level +1	ROOM 10 G7 Level +1	ROOM 11 G10 Level +1	ROOM 12 G11 Level +1	ROOM 13 G15 Level +1	ROOM 14 F9+F10 Ground Floor
Featured Main Topics / Lectures	Oncology / Skull Base	CRS conservative	Rhinologic Surgery	Acute Sinusitis / Smell & Taste	FPS	Miscellaneous	ABSTRACTS						Dissection Day 1
							ABSTRACT SESSION 19	ABSTRACT SESSION 20	ABSTRACT SESSION 21	ABSTRACT SESSION 22	ABSTRACT SESSION 23	ABSTRACT SESSION 24	
							3968 – Upper nasal airway functional patency assessment in South Indian patients undergoing Nasal Surgery using Peak Inspiratory Nasal Flowmeter and Peak Expiratory Nasal Flowmeter, Aggarwal Shruti	3913 – The Role of Paranasal Sinus Morphology in Mastoid Fluid Retention, Chvatinski Lev	3942 – The role of Eotaxin-3 in the recurrence of Chronic Rhinosinusitis with Nasal Polyps, Florean Delia	3721 – Our experience in petroclival lesions using a contralateral transmaxillary approach, Casasayas Plass Maria	4251 – Septorhinoplasty in The Deviated Noses: The Entire Framework Approach, Naraghi Mohsen	4190 – Endoscopic Sinus Surgery and Lung Transplantation in Cystic Fibrosis: A Systematic Review and Meta-Analysis, Demirag Evman Melis	
							3997 – Patient-reported satisfaction and NOSE scores after septoplasty, Sunnergren Ola	4059 – Relationship between morphology and severity of septal deformity and the degree of nasal obstruction, Hoang Minh	3943 – Efficacy of Dupilumab in Chronic Rhinosinusitis with Nasal Polyps: Evaluating Biweekly and Monthly Dosing Strategies, Kana Martin	3740 – Single-center review of patients with cerebrospinal fluid leaks of the anterior skull base, Gorbunov Sergey	3827 – Endoscopic management of CSF leak, Balatková Zuzana	4011 – Unraveling the SNOT-22 puzzle in CRSwNP: an exploration of the connection between its items and domains and the step-up therapy, Mateos Serrano Blanca	
							4001 – Nasal obstruction and anxiety – is there a link? Landis Basile		4025 – Monoclonal Antibodies significantly improve Symptoms of Aspirin-Exacerbated Respiratory disease, Knudsen Marie	3864 – Reducing nasosinusual morbidity in endoscopic skull base surgery: reconstruction with free grafts and other important keys to consider in the approach, Rodríguez Prado Cristina	4064 – Exploring causes for inequities in Rhinology care, Wood Andrew		
							4026 – Septal Perforation Repair Technique: Triple-Layered, Unilateral Advancement Flap and Contralateral Underlay Xenograft, Rom Darren		4552 – Correlation of baseline eosinophil cell counts and baseline serum total IgE level with olfactory improvement and nasal polyp scores in CRSwNP patients during dupilumab treatment, Forgács Gábor				
16:15-16:45 AFTERNOON TEA, POSTER VIEWING AND VISIT THE EXHIBITION							AFTERNOON TEA, POSTER VIEWING AND VISIT THE EXHIBITION						
16:45-17:15													
How I Do It / Instructional Course 14	How I Do It / Instructional Course 15	How I Do It / Instructional Course 16	How I Do It / Instructional Course 17	How I Do It / Instructional Course 18	How I Do It / Instructional Course 19	How I Do It / Instructional Course 20							3. Frontal Sinus Surgery (Draf III) including Slap Flap
Transorbital surgery: Different approaches and How I do it? Hans Welkoborsky	Transclival approaches Jean Anderson Eloy	Setting up your biologic clinic Preparation, initiation and follow-up Enrico Heffler	Resection of frontal sinus osteomas Sergei Karpishchenko	How to manage orbital complications of acute sinusitis? Anna-Sophie Hoffmann	The importance of the septum in primary and revision rhinoplasty Jochen Wurm	Mastering Septal Perforation Repair: My Step-by-Step Approach John Craig							Dissector: PJ Wormald
													Moderator: David Molnar



TUESDAY, JUNE 24, 2025								TUESDAY, JUNE 24, 2025						
ROOM 1 F1-F2-F3 Ground Floor	ROOM 2 F4-F5 Ground Floor	ROOM 3 F6 Ground Floor	ROOM 4 F7 Ground Floor	ROOM 5 F8 Ground Floor	ROOM 6 G1+G2 Level +1	ROOM 7 G4+G5 Level +1		ROOM 8 G3 Level +1	ROOM 9 G6 Level +1	ROOM 10 G7 Level +1	ROOM 11 G10 Level +1	ROOM 12 G11 Level +1	ROOM 13 G15 Level +1	ROOM 14 F9+F10 Ground Floor
Featured Main Topics / Lectures	Oncology / Skull Base	CRS conservative	Rhinologic Surgery	Acute Sinusitis / Smell & Taste	FPS	Miscellaneous		ABSTRACTS						Dissection Day 2
08:30-09:00	How I Do It / Instructional Course 21 Frontal drillout: A step-by-step approach Manuel Bernal-Sprekelsen	How I Do It / Instructional Course 22 Transnasal resection of lesions affecting the cavernous sinus Prepageran Narayanan	How I Do It / Instructional Course 23 Addressing the Crusty Nose Dilemma: Effective Solutions for Improved Nasal Health Anders Cervin	How I Do It / Instructional Course 24 Optic nerve decompression - when and how? Catherine Rennie	How I Do It / Instructional Course 25 State-of-the-art diagnosis of allergic rhinoconjunctivitis Pongsakorn Tantilipikorn	How I Do It / Instructional Course 26 Maximizing Peri- and Postoperative Care in Rhinoplasty: Advanced Strategies for Enhanced Recovery and Optimal Outcome Garyfalia Lekakis	How I Do It / Instructional Course 27 State-of-the-art treatment of JNAs Ahilasamy Nagalingeswaran							Endoscopic DCR <i>Dissector: Siow Jin Keat</i> <i>Moderator: Frigyes Helfferich</i>
09:10-10:25	SYMPOSIUM 15 Histology-driven multimodal concepts in the treatment of sinonasal malignancies <i>Chair: Christian Betz</i> SCC Alberto Schreiber AC (incl. ACC) Christian Meerwein Neuroectodermal / neuroendocrine malignancies (SNUC/SNEC/ONB/SNMM) Ehab Hanna Sarcomas Codrut Sarafoleanu	SYMPOSIUM 16 Endoscopic pituitary surgery - lessons learned <i>Chair: Zalan Piski</i> Lessons learned from good anatomical knowledge Mario Turri-Zanoni Experiences from a high-volume pituitary surgery centre Laura van Gerven Vascular injury during pituitary surgery and how to avoid it Christos Georgalas Reconstruction following pituitary surgery Tomasz Gotlib	SYMPOSIUM 17 Exploring Emerging Local Treatments for Chronic Rhinosinusitis: Beyond Nasal Rinses with Corticosteroids <i>Chair: Ralph Moesges</i> Antibiotics-eluting stents Brad Woodworth Steroid-eluting implants Rakesh Chandra Topical antimicrobials Do-Yeon Cho Topical Probiotics Martin Desrosiers Future directions in controlled drug delivery to the sinonasal tract Stella Lee	SYMPOSIUM 18 Scientific Session of the Hungarian Rhinologic Society: Sleep related breathing disorders and Rhinology <i>Chair: Zsolt Bella</i> Multilevel or single stage procedures, how do we find the perfect solution in children and adults? Pálma Benedek, Krisztina Somogyvári Treatment solutions for children with underlying conditions An Boudewyns Presentation of adult OSA, phenotypes, and endotypes of sleep related breathing, the role of larynx in OSA Matej Delakorda How pharyngoplasty affects nose breathing in patients with OSA Eszter Tóth Artificial Intelligence in Sleep Medicine Viktoria Molnár	SYMPOSIUM 19 What you should know about non-allergic rhinitis <i>Chair: Carl Philpott</i> Prevalence of NAR subtypes in the general population Sietze Reitsma Surgical treatment options in NAR Joseph Han The challenges of medical management of NAR Hideyuki Kawauchi Life style in patients with NAR Dilyana Vicheva	SYMPOSIUM 20 Tip Plasty in modern rhinoplasty <i>Chair: Frank Riedel</i> Nasal tip correction Levente Deak Droopy nasal tip – an algorithm Jannis Constantinidis Tip plasty – Tips and tricks Diego Arancibia Tagle Tip definition re-visited Emre Ilhan Ligament preservation for tip support Anil Joshi Treatment of the broad nasal tip Alireza Meshbahi	SYMPOSIUM 21 Treatment of HHT - state-of-the-art and future perspectives <i>Chair: Andrew Swift</i> Diagnosis and assessment Michael Soyka Medical management - current and emerging treatment options Kornkiat Snidvongs Surgical intervention - when does surgery play a role and whatis the best option? Valerie Lund The European Rare Disease Network for HHT - improving outcomes and identifying unmet needs Anette Kjeldsen	ABSTRACT SESSION 25 Skull Base Surgery 2 <i>Chair: Otavio Pilcher</i> 3931 – Classification of Postradiation Nasopharyngeal and Skull Base Necrosis and Selection of Repair and Reconstruction Options, Shi Zhaohui 3888 – Endoscopic endonasal approach for clival chordoma resection: A two-case study, Guincho Joana 3898 – Reviewing the role of weight loss in patients with high Body Mass Index (BMI) and raised Idiopathic Intracranial Hypertension (IIH) on the outcomes of CSF leak repairs, Shaida Zara 3900 – Endoscopic debridement for post-irradiation nasopharyngeal osteonecrosis in patients with history of nasopharyngeal carcinoma – a treatment protocol and retrospective review, Ho Shi Yeung 3970 – Advancements in Skull Base Reconstruction: A Retrospective Analysis of Complication Management in Endoscopic Surgery (2018–2024), Marjanovic Kavanagh Marcel 3978 – Spontaneous cerebrospinal fluid (CSF) rhinorrhea poses a major challenge to rhinologists. Much controversy attends its cause, pathophysiology, management, and prognosis. It has been suggested that endoscopic placement of a septal graft with a middle turbin, Elmoursi Sevki	ABSTRACT SESSION 26 Acute Rhinosinusitis – Non-Allergic Rhinitis <i>Chair: TBA</i> 3744 – The effectiveness of active paranasal sinus drainage in acute bacterial rhinosinusitis, Gorbunov Sergey 3822 – The role of maxillary sinus puncture in the treatment of acute rhinosinusitis. A randomized, prospective study, Lundberg Marie 4385 – Clinical outcomes of severe rhinosinusitis complicated with cavernous sinus syndrome, Fang-Wei Lin 4408 – Histopathological Characterization of Recurrent Acute Rhinosinusitis: Comparative Analysis of Fibrosis, Inflammation, and Vascularization, Chashu Hen 4174 – Cryotherapy to the nose for Chronic Rhinitis: A single site, feasibility study using the ClariFix device in adults, Myuran Tharsika 3624 – Clinical utility of Th2-related markers for local allergic rhinitis: A meta-analysis and adjusted indirect comparison of diagnostic test accuracy, Hoang Minh 3859 – Effect of Platelet Rich Plasma Injection in Patients with Atrophic Rhinitis: A Systematic Review, Erwe Ibrahim	ABSTRACT SESSION 27 CRS – biologics 3 <i>Chair 1: Stefania Gallo</i> <i>Chair 2: Gábor Forgács</i> 4254 – Correlation between total IgE levels and blood eosinophils count with disease control and severity in chronic rhinosinusitis with nasal polyps, D'Auria Leandro Maria 4255 – Correlation of baseline eosinophil cell counts and baseline serum total IgE level with olfactory improvement and nasal polyp scores in CRSwNP patients during dupilumab treatment, Forgács Gábor 4303 – Multi-Centric Real-World Effectiveness of Mepolizumab in severe Chronic Rhinosinusitis with Nasal Polyps in Germany, Bärhold Friederike 4320 – Socioeconomic and Demographic Influences on Biologic Treatment Outcomes in patients with Chronic Rhinosinusitis, Biadsee Ameen 4226 – Early Comparative Effectiveness of Dupilumab and Mepolizumab in Patients with Uncontrolled Primary Diffuse Type 2 Chronic Rhinosinusitis, Saccardo Tommaso 4236 – Correlation between VAS-smell and Sniffin' Sticks in chronic rhinosinusitis with nasal polyps treated with biological treatment, Geraldes Cláudia 4340 – Effectiveness of Mepolizumab 300 mg in the treatment of patients with severe uncontrolled CRSwNP associated to EGPA: Preliminary Analysis at 1 year of Sinonasal Outcomes, Spanu Camilla	ABSTRACT SESSION 28 Allergic Rhinitis 2 <i>Chair: Elizaveta Bolozneva</i> 3981 – Autonomic Nervous System Dysfunction in Patients with Allergic Rhinitis and Non-Allergic Rhinitis: A Prospective Observational Study, Lin Yi-Tsen 4074 – Upregulation of Inflammatory Gene Expression Associated with Steroid Resistance in Chronic Rhinitis Patients, Li Yu Ting 4152 – Molecular diagnosis enhances diagnostic yield of allergy to furry pets, Kanjanawasee Dichapong 4267 – Improved delivery of topical corticosteroids in chronic rhinosinusitis and allergic rhinitis, Ranasinghe Sethmi 4317 – A systematic literature review on the use of cryotherapy for rhinitis, Sheik-Ali Shirwa 4344 – The role of airborne allergens monitoring with volumetric spore traps combined with real-time recording of symptoms and medications in patients with allergic rhinitis by using MASK-air® mobile application, Fotiadis Georgios 4345 – The effects of environmental factors on incidences of allergic rhinitis and chronic rhinosinusitis: a comparative study, Luo Xin	ABSTRACT SESSION 29 Rhinoplasty 2 <i>Chair 1: Frodita Jakimovska</i> <i>Chair 2: Cem Bulut</i> 3625 – Modified perichondrial-periosteal flaps to camouflage nasal dorsum in rhinoplasty, Khafagy Ahmed 4002 – Efficacy of Tranexamic Acid in Reducing Intraoperative Blood Loss in Open Primary Rhinoplasty: A Randomized Double-Blind Study, Andrade Ana Raquel 3737 – Working more comfortably with fascia in rhinoplasty, Bogdanova Tatjana 3758 – Concha bullosa media and hyperplasia of ostiomeatal complex – the "blocking point" for the nasal septum and bony pyramid in dorsum preservation rhinoplasty, Bogdanova Tatjana 3775 – Evaluation of Complications and Surgical Outcomes in Asian Tip Plasty Using 3D-Printed Polycaprolactone Plates, Choi Ji Yun 3776 – Practical Approaches to the Diagnosis and Management of Nasal Valve Dysfunction, Choi Ji Yun	ABSTRACT SESSION 30 Smell and Taste 2 <i>Chair 1: Julien Hsieh</i> <i>Chair 2: Gerold Besser</i> 3666 – Long Term Outcomes of PRP Injections for Post-Viral Olfactory Loss: A Prospective Cohort Study, Maxime Fieux 3823 – Smell and Taste Disorder Impact on Eating Habits: a cross sectional observational study, Camp Lois 3641 – Predictive model for postoperative unrecovered olfactory function in CRSwNP patients with olfactory disorder, Chen Jingyuan 3800 – Development, Reliability, and Validity Testing of the Flavor Perception Dysfunction Scale, Liu Jianfeng 3834 – Analyzing the role of respiratory mucosa in nasal odorant metabolism, Hackenberg Stephan 3911 – Evaluation of olfaction in pediatric patients diagnosed with Multiple Sclerosis: Clinical assessment with UPSIT, Demirag Evman Melis 3965 – Olfactory Training with Multisensory Stimulation: Insights into Neural Crosstalk Between Sensory Networks, Chao Yun-Ting 4006 – The Impact of Olfactory Disorders on Sexual Life Quality, Hoehn Luca	Orbital surgery 1. Medial orbita decompression, cathotomy, cantholysis <i>Dissector: Agnieszka Strzembosz</i> <i>Moderator: Tibor Szalóki</i> 2. External approaches to the orbit (transcaruncular-, transconjunctival-, eyelid approaches) <i>Dissector: Iacopo Dallan</i> <i>Moderator: Pavol Surda</i> 3. Optic nerve decompression <i>Dissector: Catherine Rennie</i> <i>Moderator: Raymond Sacks</i>
10:15-10:25 Best Abstract Presentation <i>Speaker: Nyall London</i> 4272 – Single-cell RNA sequencing of Olfactory Neuroblastoma and Olfactory Carcinoma Reveals Distinct Cellular Origins and Transcriptional Profiles						10:15-10:25 Best Abstract Presentation <i>Speaker: James Bates</i> 4182 – A phase 1 research trial to evaluate the effectiveness of intranasal Botulinum Toxin Type A Spray for patients with Rhinitis								

TUESDAY, JUNE 24, 2025							TUESDAY, JUNE 24, 2025						
ROOM 1 F1-F2-F3 Ground Floor	ROOM 2 F4-F5 Ground Floor	ROOM 3 F6 Ground Floor	ROOM 4 F7 Ground Floor	ROOM 5 F8 Ground Floor	ROOM 6 G1+G2 Level +1	ROOM 7 G4+G5 Level +1	ROOM 8 G3 Level +1	ROOM 9 G6 Level +1	ROOM 10 G7 Level +1	ROOM 11 G10 Level +1	ROOM 12 G11 Level +1	ROOM 13 G15 Level +1	ROOM 14 F9+F10 Ground Floor
Featured Main Topics / Lectures	Oncology / Skull Base	CRS conservative	Rhinologic Surgery	Acute Sinusitis / Smell & Taste	FPS	Miscellaneous	ABSTRACTS						Dissection Day 2
							ABSTRACT SESSION 31 4517 – Frontal sinus reconstruction using Titanium mesh: A retrospective review, Lucas dos Santos Maria José	ABSTRACT SESSION 32 4167 – Characterization of PAPP-A patterns in chronic rhinosinusitis (CRS), Ennahal Afaf 3858 – Real-world effectiveness of mepolizumab in patients with chronic rhinosinusitis with nasal polyps (CRSwNP): Findings from CHRINOSOR, Seys Sven 4184 – Significance of olfactory function in terms of quality of life in CRSwNP patients treated with dupilumab. Real life study, Ludányi Kristóf	ABSTRACT SESSION 33 3719 – Clinical and microbiological quantitative PCR analysis of confirmed odontogenic sinusitis of endodontic origin with and without oroantral communication, Kwiatkowska Marta 3865 – Eustachian tube dysfunction symptoms in chronic rhinosinusitis with nasal polyps, Misirovs Rasads	ABSTRACT SESSION 34 4368 – Efficacy and Safety of Septoplasty with Inferior Turbinate Reduction: A Systematic Review and Meta-Analysis, Moghib Khaled	ABSTRACT SESSION 35 4090 – 15-year efficacy of medial flap inferior turbinoplasty, compared to submucosal electrocautery and submucosal powered turbinate reduction, Lindsay Blake 4216 – Genetic Associations with Deviated Nasal Septum, Kalentakis Zacharias 4527 – Functional Turbinoplasty: Dos and Don'ts for a Healthy Nasal Airway During Rhinoplasty, Naraghi Mohsen	ABSTRACT SESSION 36 4414 – Body mass index's effect on nasal polyps extends to immune endotype and recurrence, Zhang Yana 3999 - Multiple time point and multiple site sampling of the sinonasal microbiome reveals its temporal and spatial heterogeneity, Joanna Szaleniec	
Lunch and Exhibition Visit		Satellite Symposium <i>supported by</i> sonofi REGENERON	Satellite Symposium <i>supported by</i> AstraZeneca	Satellite Symposium <i>supported by</i> STORZ				IRS Board Meeting	ISIAN Board Meeting				
KEYNOTE LECTURE 15 <i>Chair:</i> Anda Gata AI and Big Data in Rhinology Andrew Thamboo	KEYNOTE LECTURE 16 <i>Chair:</i> Salil Nair International Consensus Statement on Sinonasal Tumors: 10 important & unexpected statements Edward Kuan	KEYNOTE LECTURE 17 <i>Chair:</i> Aleksandar Peric Applying the EPOS 2020 classification for CRS in your daily practice Sietze Reitsma	KEYNOTE LECTURE 18 <i>Chair:</i> Giancarlo Ottaviano The NAIROS study - evidence based septoplasty surgery Sean Carrie	KEYNOTE LECTURE 19 <i>Chair:</i> Gerold Besser How should we measure olfaction in clinical practice and in clinical trials? Thomas Hummel	KEYNOTE LECTURE 20 <i>Chair:</i> Yves Saban Tip definition in Rhinoplasty Frank Riedel	KEYNOTE LECTURE 21 <i>Chair:</i> Eugenio De Corso Brachytherapy for nasal vestibule carcinoma: A gamechanger? Francesco Bussu							Demonstration of 3-/4-Hands-Technique (Neurosurgery/ENT; general principles) <i>Dissector:</i> Robert Reisch/Hans Rudolf Briner
ROUND TABLE 15 Challenges in frontal sinus surgery <i>Moderator:</i> Andreas Leunig <i>Panelists:</i> 1. James Palmer 2. Devyani Lal 3. Anshul Sama 4. Vittorio Rampinelli 5. Ahmed Shahzada 6. Larry Kalish	ROUND TABLE 16 Management of paediatric sinonasal tumours <i>Moderator:</i> Anneclaire Vroegop <i>Panelists:</i> 1. Elizaveta Bolozneva 2. Dong-Young Kim 3. Doron Sommer 4. Cristobal Langdon 5. David Holzmann	ROUND TABLE 17 Challenges in biological therapy <i>Moderator:</i> Anna-Sophie Hoffmann <i>Panelists:</i> 1. Joseph Han 2. Martin Wagenmann 3. Wytke Fokkens 4. Michael Soyka 5. Carlotta Pipolo	ROUND TABLE 18 Managing the difficult septum <i>Moderator:</i> Adrian Agius <i>Panelists:</i> 1. Gwijde Adriaensen 2. Yuri Rusetsky 3. Pavol Surda 4. Giancarlo Ottaviano 5. Andrew Swift	ROUND TABLE 19 Treating sinonasal fungal diseases <i>Moderator:</i> Reda Kamel <i>Panelists:</i> 1. Stephan Vlamincx 2. Edward Kuan 3. Christian Meerwein 4. Sergei Karpischenko 5. Fabrizio Romano 6. Achim Beule	ROUND TABLE 20 Case Discussions in Rhinoplasty - How to choose the right technique for ...? <i>Moderator:</i> Emre Ilhan <i>Panelists:</i> 1. Anil Joshi 2. Jannis Constantinidis 3. Katharina Storck 4. Jochen Wurm 5. Frodita Jakimovska 6. Mark Scheithauer	ROUND TABLE 21 Management of secondary CRS <i>Moderator:</i> Amber Luong <i>Panelists:</i> 1. Valerie Lund 2. Raymond Kim 3. Stefania Gallo 4. Kaspar Anaes 5. Liljana Jovancevic	ABSTRACT SESSION 37 CRS – Surgical Management 3 <i>Chair:</i> Matej Delakorda 3623 – Carolyn's Window Approach for Frontal Sinus Surgery in Asian Noses, Chitsuthipakorn Wirach 3698 – Relevance of the LOEM classification in chronic rhinosinusitis management: a retrospective analysis of surgical outcomes, Clari-Comes Meritxell 4137 – Association Between Revision Endoscopic Sinus Surgery and Postoperative Debridement Patterns After Initial Surgery, Hyman Max 3694 – The Role of Prolonged Postoperative Silastic Stenting in Enhancing Sinus Surgery Outcomes: Safety and Efficacy Analysis, Mageto Richard	ABSTRACT SESSION 38 Snoring and OSA 1 <i>Chair 1:</i> Viktoria Molnár <i>Chair 2:</i> Pálma Benedek 3687 – Preoperative daytime sleepiness negatively impacts adherence to use of hypoglossal nerve stimulation in patients with obstructive sleep apnea, Gouveris Haralampos 3745 – Revealing positional effects on airway obstruction: insights from DISE, Madoňová Michaela 3757 – Collapse Patterns in Drug-Induced Sleep Endoscopy: A Comparative Analysis Between Obese and Non-Obese Patients, Oom Constança 3762 – Influence of sleep stages on determining positional dependency in patients with obstructive sleep apnea, Kim Sang-Wook 3838 – Improving Sleep in Severe CRSwNP: The Effect of Mepolizumab and FESS on OSA, Sleep disturbances and Quality of Life, Homøe Anne-Sophie	ABSTRACT SESSION 39 Skull Base Surgery 3 <i>Chair:</i> Bozkurt Gülpembe 4441 – Free Flap Reconstruction in Severe Radiation-Induced Skull Base Osteoradionecrosis Following Nasopharyngeal Cancer Radiotherapy: A Single-arm Clinical Study, Shi Zhaohui 4446 – The Effect of Iodine Concentration on Smell Function in Endoscopic Transsphenoidal Surgery Patients, Lin Chia Hsing 4052 – Skull base reconstruction with multilayer pericranial flap after craniotomoscopic sinonasal adenocarcinoma resection: how to achieve a radiotherapy-proof closure, Fernandes José Alberto 4104 – Endoscopic Transnasal Transpterygoid Approach – a minimally invasive technique for deep medial fossa lesions, Rodrigues Beatriz	ABSTRACT SESSION 40 Training 1 <i>Chair:</i> Wenche Moe Thorstensen 4180 – Technical skills of endoscopic sinus surgery for performance assessment using the Delphi methodology, Guldager Mads 4318 – How to improve the ENT residents surgical skills in Rhinosurgery, Sanabria Jaime 4203 – Enhancing clinical decision-making in Rhinology through E-Learning, Al – Ashqar Ra'ed 4230 – Rhinologic surgical emergencies: what procedures should I be comfortable with? Catarina Morais 4309 – Development and pilot of an endoscopic rhinology lab box simulator for junior trainees, Panesar Harrypal	ABSTRACT SESSION 41 Imaging and Investigations 2 <i>Chair:</i> Matt Lechner 4323 – Artificial Intelligence (AI) to Automatically Read Sinus CT Scans, Singh Narinder 4336 – Anatomical Changes after Endoscopic Sinus Surgery in Patients with Chronic Rhinosinusitis, Bsoul Ahlam 4379 – Imaging Differential Diagnosis and Development of a Diagnostic-Therapeutic Protocol for Unilateral Nasal and Maxillary Sinus Lesions, Jiao Xia 4515 – Differential diagnosis of isolated sphenoid sinus lesions: radiological challenges, Rodrigues Beatriz 4546 – Importance of Preoperative Assessment of The Frontal Sinus Pneumatization Pattern, Tanrisever Alper	ABSTRACT SESSION 42 Lacrimal Surgery <i>Chair:</i> Firas Kassem 4148 – The Impact of Stenting on the Outcome of Endonasal Dacryocystorhinostomy: The Relativity of Its Necessity, Kondratishko Ekaterina 3702 – Fenestra flap in endoscopic dacryocystorhinostomy (EDCR), Cikojević Draško 3723 – Effectiveness and Factors Influencing Success of Transcanalicular, Laser-Assisted Endoscopic Dacryo-cystorhinostomy, Kwiatkowska Marta 3729 – Successful endonasal dacryocystorhinostomy implementation in early childhood, Kondratishko Ekaterina 3886 – Conjunctivodacryocystorhinostomy with Stop-Loss Jones Tubes - Experience of a Tertiary Hospital, Guincho Joana	<i>Moderator:</i> Devyani Lal Skull Base Surgery Part 1 1. Endoscopic intranasal pedicled flaps <i>Dissector:</i> Brad Woodworth <i>Moderator:</i> Alberto Schreiber 2. CSF leak closure <i>Dissector:</i> Sarah Wise <i>Moderator:</i> Alberto Schreiber 3. Endoscopic endonasal approach to the sella turcica and transposition of pituitary gl. <i>Dissector:</i> Eric Wang <i>Moderator:</i> Cem Meco



	WEDNESDAY, JUNE 25, 2025							WEDNESDAY, JUNE 25, 2025						
	ROOM 1 F1-F2-F3 Ground Floor	ROOM 2 F4-F5 Ground Floor	ROOM 3 F6 Ground Floor	ROOM 4 F7 Ground Floor	ROOM 5 F8 Ground Floor	ROOM 6 G1+G2 Level +1	ROOM 7 G4+G5 Level +1	ROOM 8 G3 Level +1	ROOM 9 G6 Level +1	ROOM 10 G7 Level +1	ROOM 11 G10 Level +1	ROOM 12 G11 Level +1	ROOM 13 G15 Level +1	ROOM 14 F9+F10 Ground Floor
	Featured Main Topics / Lectures	Oncology / Skull Base	CRS conservative	Rhinologic Surgery	Acute Sinusitis / Smell & Taste	FPS	Miscellaneous	ABSTRACTS						Dissection Day 3
08:30-09:00	How I Do It / Instructional Course 35	How I Do It / Instructional Course 36	How I Do It / Instructional Course 37	How I Do It / Instructional Course 38	How I Do It / Instructional Course 39	How I Do It / Instructional Course 40	How I Do It / Instructional Course 41							Skull Base Surgery Part 2
	How to best access all aspects of the maxillary sinus? Hans Rudolf Briner	The transpterygoid approach - step-by-step Iacopo Dallan	Nasal Polyp Syndrome - How EUFOREA is setting out to improve outcomes for patients with nasal polyps Eugenio de Corso	External approaches to the frontal sinus - how to do it and when to use it James Palmer	Rare causes of acute rhinitis & rhinosinusitis - don't miss them! Martin Laudien	How to elevate your septoplasty results with preservation rhinoplasty principles Garyfalia Lekakis	SPA Ligation and Beyond: Strategies for Managing Persistent Bleedings Zsolt Bella							1. Endoscopic endonasal transcribriform approach <i>Dissector: Mario Turri-Zanoni</i> <i>Moderator: László Lujber</i>
09:10-10:25	SYMPOSIUM 29	SYMPOSIUM 30	SYMPOSIUM 31	SYMPOSIUM 32	SYMPOSIUM 33	SYMPOSIUM 34	SYMPOSIUM 35	ABSTRACT SESSION 43	ABSTRACT SESSION 44	ABSTRACT SESSION 45	ABSTRACT SESSION 46	ABSTRACT SESSION 47	ABSTRACT SESSION 48	
	Frontiers in transnasal skull base surgery <i>Chair: Siow Jin Keat</i> Danger-Zone 1: The cavernous sinus (including carotid) Robert Reisch Danger-Zone 2: The parapharyngeal space (including carotid) Iacopo Dallan Robotic assistance in endoscopic skull base surgery - how close are we? Raewyn Campbell Managing highly complex reconstructions Eric Wang	Endoscopic Approaches to the Pterygopalatine Fossa, Infratemporal Fossa, Petrous Apex, Meckel's Cave, and Cavernous Sinus <i>Chair: Jean Anderson Eloy</i> Endoscopic approach of pterygopalatine and infratemporal fossa AbdulAziz AlQahtani Endoscopic approach to petrous apex and Meckels cave Bostjan Lanisnik Endoscopic approach to the upper parapharyngeal space Vittorio Rampinneli Reconstruction following transpterygoid approaches David Holzmann	Update on CRS Pathophysiology <i>Chair: Leigh Sowerby</i> Endotypes and Biomarkers in 2025 Robert Kern Tissue Remodeling in CRS Julia Eckl-Dorna The Microbiome and CRS Raymond Kim CRS and Asthma, Bronchiectasis and COPD: association or causation? Anju Peters 10:15-10:25 Best Abstract Presentation <i>Speaker: Liu Chang</i> 3681 – ALOX15+ M2 macrophages contribute to epithelial remodeling in eosinophilic chronic rhinosinusitis with nasal polyps	Empty Nose Syndrome: Myth or Reality? <i>Chair: Mark Scheithauer</i> Breaking New Ground: Innovations in ENS Diagnosis and Management Jayakar Nayak Medico legal consequences and issues in empty nose syndrome David Kennedy The Sociodemographic Burden of ENS: Insights and Implications Brent Senior Understanding ENS Through QoL Metrics: A Comprehensive Assessment Andrew Thamboo	Current trends in immunotherapy of allergic rhinitis <i>Chair: Marjolein Cornet</i> Real World Evidence for AIT in Allergic Rhinitis Oliver Pfaar Adherence - a main factor for treatment failure and success Adam Chaker Adjuvance systems in AIT Sven Becker Future application routes for AIT Sanna Toppila-Salmi 10:15-10:25 Best Abstract Presentation <i>Speaker: Sven Seys</i> 4099 – Artificial Intelligence (AI)-assisted readout method for the evaluation of skin prick automated test results	Powered Instrumentation in Rhinoplasty <i>Chair: Jochen Wurm</i> FPPPS - Full Protected powered preservation rhinoplasty Stefan Maas Precision Rhinoplasty Emre Ilhan The Piezo in Rhinoplasty George Mireas Are powered instruments really necessary? Fazil Apaydin	What should rhinologic training look like in 2030? <i>Chair: Ainhua Garcia-Liberos De Miguel</i> Residency training Tomislav Baudoin Fellowship Stacey Gray Research training Wytske Fokkens Mentorship/advising Pavol Surda	Sinonasal Malignancy 3 <i>Chair 1: Katharina Storck</i> <i>Chair 2: Andrzej Sieskiewicz</i> 3868 – Precision Medicine in Sinonasal Cancers: Using Next-Generation Gene Sequencing Data on Connectivity Map for Screening Potential Drugs, Lan Ming Ying 3882 – Prognostic Significance of HPV in Sinonasal Carcinoma- Insights from a Retrospective Single-Center Study, Wenda Nina 4121 – Sinonasal Radiation Induced Sarcoma: Experience from a Quaternary Care Referral Center, Juliet Edey 4175 – Endoscopic-assisted transorbital extended orbital exenteration: A multi-institutional preclinical study, Rocuzzo Giuseppe 3883 – Olfactory neuroblastoma involving nasal cavity and anterior skull base – Case Report, Lesko Josip 4114 – Transnasal endoscopic nasopharyngectomy for a radio-recurrent right nasopharyngeal carcinoma, Narang Karamveer 4376 – Adult sinonasal rhabdomyosarcoma: Clinical features, prognostic markers, and emerging therapies, Redondo-Benavente Jose-Carlos	CRS - Biologics 5 <i>Chair: Wilma Terezinha Anselmo Lima</i> 3653 – Two-year data of tapered dupilumab shows high effectiveness in CRSwNP with NSAID-exacerbated respiratory disease, Elzinga Hester 4313 – Anti-TSLP antibody induces rapid improvement in sinonasal symptoms following class-switching from other biologics, Ismael Heizo Nakano 4524 – Access and reimbursement of biologics for chronic rhinosinusitis with nasal polyps: A survey of current practices, Abdool Wahed Amber 3696 – Effects of Tezepelumab on eosinophilic chronic rhinosinusitis complicated by severe asthma, Wakasugi Ryo 3782 – Superior Results with Mepolizumab and Sinus Surgery vs Mepolizumab Alone: 6-Month Randomised Trial, Homøe Anne-Sophie 3791 – Stapokibart rapidly improves symptoms in patients with severe chronic rhinosinusitis with nasal polyps: a post-hoc analysis of the phase 3 CROWNS-2 trial, Zhou Yi 3848 – Efficacy and safety of tezepelumab in adults with severe, uncontrolled chronic rhinosinusitis with nasal polyps: Results from the phase 3 WAYPOINT study, Hopkins Claire 4105 – Sleep quality after biological treatment for chronic rhinosinusitis with nasal polyposis, Aldilaijan Khalid	Smell and Taste 3 <i>Chair: David T.Liu</i> 4096 – The Norfolk Smell & Taste Clinic Experience – A Decade of Managing Olfactory and Gustatory Dysfunction, Wong Jeremy 4088 – Central Olfactory Disorders, Alotaibi Naif H. 4186 – U.K. National clinical practice survey on the management of olfactory disorders, Myuran Tharsika 4215 – The APOLLO Trial: A Proof-of-Concept Study for Vitamin A Nasal Drops in Post-Viral Olfactory Loss, Yeap Zhu 4133 – Revisiting Olfactory Dysfunction in Cystic Fibrosis: A Potential Benefit of CFTR Modulators, Minzoni Alberto 4153 – What features of persistent COVID-associated chemosensory dysfunction drive changes in smell-related quality of life over time? Saak Tiana 4199 – Olfactory Training Outcomes: A Retrospective Analysis of Predictive Factors, Pires Rafael	CRS – Diagnosis and Investigations 2 <i>Chair 1: Sara Toretta</i> <i>Chair 2: László Lujber</i> 4281- Can nasal wash be useful in diagnosing type 2 endotype in chronic rhinosinusitis with nasal polyps (CRSwNP)?, Lima Clara 3836 – The Establishment of the Hungarian Rhinosinusitis Registry Augmenting Healthcare (HURRAH), László Lujber 3953 – The comparison of rhinosinusitis complicated with cavernous sinus syndrome or direct orbital involvement, Chang Hsuan Fu 4021 – Using nasal nitric oxide levels to predict the need for surgical evaluation in chronic rhinosinusitis, Tamminen Pekka 4173 – Nasal floor mucosal thickness in chronic rhinosinusitis: a CT-based case-control study, Teixeira Mónica 4244 – Evaluating the role of Cone beam computed tomography (CBCT) in a ‘One-Stop’ Rhinology clinic model in identifying paranasal sinus disease enhancing shorter patient pathway and increasing same day discharge, Bhoombla Nikita 4296 – Radiological Evidence of Chronic Rhinosinusitis in the Paediatric Population, Kim Raymond	CRS Medical Management + Diagnosis & Investigations <i>Chair: Eliza Brozek Madry</i> 4314 – Clinical-Based Phenotyping of Odontogenic Sinusitis, Sabatino Lorenzo 4324 – Optimising Sinonasal Irrigation – A Scientific Approach (Using Electro-Mechanical Physical Experiments and CFD), Singh Narinder 4299 – Evolution of Bacterial Yield and Resistance in Chronic Rhinosinusitis Patients in a Dedicated Sinus Centre, Siempis Timoleon 4426 – Developments of gelatine and hyaluronic acid based medication containing nanogels wound healing <i>in vitro</i> , Beule Achim 4440 – Evaluating ChatGPT’s Performance in Answering Questions About Allergic Rhinitis and Chronic Rhinosinusitis, Zhang He 4555 – Dupilumab-induced eosinophilia in patients with diffuse type 2 chronic rhinosinusitis, Ryser Fabio S. 4094 – Bilateral Choanal atresia in a preterm infant with down syndrome: Surgery step by step, Sousa Carlota	Training 2 <i>Chair: Daniel Martín Jiménez</i> 3684 – Refining Septo-Collumeloplasty: How we do it background, Cameron Michaelaella 3761 – Ergonomics in rhinosurgery, Kalentakis Zacharias 3786 – Can lambs’ heads be a useful adjunct of surgical simulation training for rhinological surgery: A validated simulation model, Devabalan Yadsan 4136 – The Frontal Sinus Masterclass – Concept and validation, Lang Bronagh 4003 – The Impact of Hand Dominance in ENT, Fortune-Ely Mariella	2. Transorbital skull base approaches <i>Dissector: Darlene Lubbe</i> <i>Moderator: Hans Welkoborsky</i> 3. Endoscopic endonasal transclival approach <i>Dissector: Prepageran Narayanan</i> <i>Moderator: Jan Pizak</i>
10:25-10:55	COFFEE BREAK							COFFEE BREAK						



WEDNESDAY, JUNE 25, 2025

WEDNESDAY, JUNE 25, 2025

	ROOM 1 F1-F2-F3 Ground Floor	ROOM 2 F4-F5 Ground Floor	ROOM 3 F6 Ground Floor	ROOM 4 F7 Ground Floor	ROOM 5 F8 Ground Floor	ROOM 6 G1+G2 Level +1	ROOM 7 G4+G5 Level +1	ROOM 8 G3 Level +1	ROOM 9 G6 Level +1	ROOM 10 G7 Level +1	ROOM 11 G10 Level +1	ROOM 12 G11 Level +1	ROOM 13 G15 Level +1	ROOM 14 F9+F10 Ground Floor
	Featured Main Topics / Lectures	Oncology / Skull Base	CRS conservative	Rhinologic Surgery	Acute Sinusitis / Smell & Taste	FPS	Miscellaneous	ABSTRACTS						Dissection Day 3
10:55-11:25	PLENARY 3 <i>Chair: Zsolt Bella</i> First do no harm (to ourselves) - ergonomics, endoscopy and ensuring a long and healthy career Raewyn Campbell													
11:35-12:50	<div><div>SYMPOSIUM 36</div><div>Severe complications of FESS and endoscopic skull base surgery and how to avoid them</div><div><i>Chair: Bozena Wrobel</i></div><div>Vascular complications</div><div>Ashutosh Kacker</div><div>Neural (central / peripheral) damage</div><div>Zalan Piski</div><div>Persistent CSF leaks</div><div>Cem Mecoc</div><div>Pearls on how to avoid complications</div><div>Metin Onerci</div><div>12:40 - 12:50 Best Abstract Presentation</div><div><i>Speaker: Ashutosh Kacker</i></div><div>3869 – Endoscopic Endonasal Surgery of Skull Base Osteoradionecrosis with the Internal Carotid Artery Invaded: Clinical Characteristic and Surgical Strategy</div></div>	<div><div>SYMPOSIUM 37</div><div>Optimizing outcomes in anterior skull base surgery</div><div><i>Chair: Jayakar Nayak</i></div><div>Coordinating a Skull Base Practice: Expert Strategies for Success</div><div>Laura van Gerven</div><div>Preoperative Counseling and Skull Base Meetings: Key to Surgical Success</div><div>Edward Kuan</div><div>Surgical Synergy: The Power of Intraoperative Collaborations</div><div>Ian Witterick</div><div>Postoperative Care and Complications: Strategies for Effective Management</div><div>Amber Luong</div></div>	<div><div>SYMPOSIUM 38</div><div>Patient rated outcome measures in CRS</div><div><i>Chair: TBA</i></div><div>Using PROMS in clinical practice - is it useful?</div><div>Joaquim Mullo</div><div>Patient priming and its effect on PROMS</div><div>Michael Stewart</div><div>The value of an overall symptom score for chronic rhinosinusitis</div><div>Maria Doulaptsi</div><div>Using patient-reported olfaction outcomes in research: is it useful?</div><div>David T. Liu</div></div>	<div><div>SYMPOSIUM 39</div><div>New trends in and limitations of surgical navigation</div><div><i>Chair: Ludovic De Gabory</i></div><div>New developments for Image Guided Surgery (IGS) in FESS</div><div>Sergei Karpischenko</div><div>Does IGS Reduce Complications in FESS?</div><div>Peter-John Wormald</div><div>Techniques to minimize failure when using IGS in surgery</div><div>Arif Janjua</div><div>Should all sinus surgery be done with image guidance?</div><div>Gwijde Adriaensen</div></div>	<div><div>SYMPOSIUM 40</div><div>Analysis and Management of chronic facial pain in Rhinology - interface with Neurology</div><div><i>Chair: Adrian Agius</i></div><div>Overview of different facial pain disorders than can present with sinus/facial pain/pressure</div><div>Yong Ju Jang</div><div>How to differentiate primary headache disorder from CRS?</div><div>Vlad Budu</div><div>Does surgery of CRS improve facial pain?</div><div>Larry Kalish</div><div>Medical treatments (focused on what a rhinologist could/would prescribe) for facial pain disorders</div><div>Rory O'Neill</div></div>	<div><div>SYMPOSIUM 41</div><div>Finding Harmony between Preoperative Expectations and Postoperative Satisfaction in Rhinoplasty: Bridging the Gap</div><div><i>Chair: Garyfalia Lekakis</i></div><div>My journey through mastering art and science of rhinoplasty</div><div>Fazil Apaydin</div><div>Tip Aesthetic trends in Gen Z. Time for changing vintage paradigms of tip beauty</div><div>Pietro Palma</div><div>Three-dimensional imaging of the nasal contour</div><div>Katharina Storck</div><div>Outcomes in Rhinoplasty in regards of psychological disorders</div><div>Cem Bulut</div><div>The crooked nose deformity</div><div>Dario Bertossi</div></div>	<div><div>SYMPOSIUM 42</div><div>Diagnosis and management of granulomatous and vasculitic conditions affecting the nose</div><div><i>Chair: Cecilia Ahlstrom Emanuelsson</i></div><div>EGPA - how not to miss?</div><div>Martin Laudien</div><div>IgG4 Diseases</div><div>Ron Eliashar</div><div>CIMDL</div><div>Nicolas Busaba</div><div>GPA diagnosis and management</div><div>Marjolein Cornet</div></div>	<div><div>ABSTRACT SESSION 49</div><div>CRS – Medical Management (Excluding Biologics)</div><div><i>Chair: Bostjan Lanisnik</i></div><div>4424 – Development of gelatine and hyaluronic acid based medication containing nanogels to improve wound healing,</div><div>Beule Achim</div><div>4496 – The Use of Medihoney in the Treatment of Rhinological Conditions,</div><div>Pir-Siahbazy Ramtin</div><div>3636 – Recent research trends in chronic rhinosinusitis (CRS),</div><div>Peer Mohamed Syed Ahamed</div><div>3936 – Comparison of the use of different volumes of Nasal Irrigation Solution after Nasal Endoscopic Surgery in patients with Chronic Rhinosinusitis with Nasal Polyps (CRSwNP),</div><div>Valera Fabiana C P</div><div>4065 – Comparing Alternate-Day vs. Daily Pulmicort Nasal Irrigation for Post-Surgical Maintenance in Allergic Fungal Sinusitis,</div><div>Shaikh Ahmed</div></div>	<div><div>ABSTRACT SESSION 50</div><div>Granulomatous Diseases of the Nose – CSF leaks; diagnosis and management – Rhinology – Miscellaneous 4</div><div><i>Chair 1: Archana Soni-Jaiswal</i></div><div><i>Chair 2: Patricia Back</i></div><div>3802 – Algorithmic approach to management of skull base CSF leak - an Indian Tertiary Center Experience,</div><div>Mittal Pankhuri</div><div>4116 – Impact of mono versus dual fungal coinfection on clinicopathological, radiological and survival outcomes in invasive fungal sinusitis,</div><div>Kurien Regi</div><div>3770 – The Degree of Stress in Patients With Empty Nose Syndrome, Compared With Chronic Rhinosinusitis and Allergic Rhinitis,</div><div>Joo Yeon Kim</div><div>4538 – Role of Mucosal Reconstruction Techniques in Preventing Restenosis After Frontal Sinusotomy, A Systematic Review and Meta-analysis,</div><div>Soltan Islam</div><div>4542 – Intra-Nasal Asymmetry in Healthy Adults: A Computational Analysis of Anatomy and Function,</div><div>Frank-Ito Dennis</div><div>4543 – Function Of The Anterior Superior Alveolar Nerve In Lateral Nasal Wall Surgery - Preliminary Results Of A Prospective Study,</div><div>Machado Andre</div><div>4533 – Endoscopic trans-pyiform aperture approach for anterior maxillary sinus lesions ; a novel technique as a modification of endoscopic modified Denker's approach,</div><div>Morsy Mohamed</div></div>	<div><div>ABSTRACT SESSION 51</div><div>Epistaxis and HHT 2</div><div><i>Chair: Adriana Neagos</i></div><div>3873 – Elevated FVIII levels in hereditary hemorrhagic telangiectasia: Implications for clinical management,</div><div>Jorgensen Ole Jakob</div><div>3853 – Reviewing the efficiency of the initial work-up for hereditary haemorrhagic telangiectasia in a tertiary referral university centre,</div><div>Clément Palm</div><div>3933 – Septal perforation closure in patients with hereditary hemorrhagic telangiectasia,</div><div>Bansberg Stephen</div><div>3705 – Embolization In Masive Epistaxis – Our Experience,</div><div>Neagos Cristian Mircea</div><div>3972 – A review of current algorithms in severe epistaxis,</div><div>Romanova Olga</div><div>3976 – Review: Variety of surgical approaches to ethmoidal and sphenopalatine artery systems in severe epistaxis,</div><div>Romanova Olga</div><div>4127 – Pharyngo-laryngeal telangiectatic lesions in patients with Hereditary Hemorrhagic Telangiectasia,</div><div>Introini Sveva</div></div>	<div><div>ABSTRACT SESSION 52</div><div>Pituitary & Orbital Surgery</div><div><i>Chair 1: Maxime Fieux</i></div><div><i>Chair 2: Tomasz Gotlib</i></div><div>4109 – Endoscopic assisted probing for symptomatic congenital nasolacrimal duct obstruction after one year of age,</div><div>Elmoursi Sevk</div><div>3919 – Combined endonasal and transorbital approach to inverted papilloma with orbital extension,</div><div>Bhamra Navdeep</div><div>4534 – How we do it: Revision Endoscopic Pituitary Surgery using Coblation,</div><div>Morsy Mohamed</div><div>4279 – Functioning adenoma with cavernous invasion – managing cavernous sinus disease as new faculty,</div><div>Ali Salman</div><div>4280 – Optic apparatus compression from excessive suprasellar packing – clinical presentation, imaging review and operative video,</div><div>Ali Salman</div><div>4536 – The feasibility of endoscopic trans-sphenoidal pituitary surgery through a single sided dominant sphenoid sinus: a technical note in a case series,</div><div>Mohamed Morsy</div></div>	<div><div>ABSTRACT SESSION 53</div><div>CRS – Outcome Assessment 3</div><div><i>Chair: Avraham Abergel</i></div><div>4032 – Defining Mepolizumab biological criteria response in chronic rhinosinusitis with nasal polyps patients after two years of treatment,</div><div>Dominguez Sosa Maria Sandra</div><div>4397 – Correlation of sino-nasal outcome test and nasal polyp score in dupilumab-treated chronic rhinosinusitis with nasal polyps,</div><div>Mauthe Tina</div><div>4405 – Improvement of Modified Lund-Kennedy endoscopic score in patient with severe type-2 chronic rhinosinusitis with nasal polyps (CRSwNP) treated with anti-IL4/IL-13 monoclonal antibodies related to the extent of previous endoscopic sinus surgery,</div><div>Giorli Alessia</div><div>4407 – Obesity and Its Impact on Endoscopic Sinus Surgery Outcomes in Patients with Chronic Rhinosinusitis with Nasal Polyps,</div><div>Chausshu Hen</div><div>4436 – BEAMER: Development of a model for disease-agnostic adherence improvement – a multidisciplinary EU project integrating chronic rhinosinusitis (CRS),</div><div>Nicole Sander</div><div>4445 – Nasalance and sinonasal volume changes in patients underwent Endoscopic Modified Lothrop Procedures (EMLP),</div><div>Wang Ying-Piao</div></div>	<div><div>ABSTRACT SESSION 54</div><div>Non-Allergic Rhinitis – Snoring and OSA 2</div><div><i>Chair: Karl Hoermann</i></div><div>4439 – Work-Related Rhinitis and Its Impact on Quality of Life and Work Productivity,</div><div>Li Lok Yee Joyce</div><div>4050 – Endoscopic Posterior Nasal Neurectomy: An effective treatment for vasomotor rhinitis,</div><div>Horev Yoav</div><div>3766 – The Silent Impact of Nasal Surgery on Snoring: A Prospective Controlled Trial,</div><div>Damti Geva Shiri</div><div>3747 – The Multimodal Intelligent Diagnosis System: A Step Forward in the Diagnosis and Treatment of OSA in Children,</div><div>Hongming Xu</div><div>4129 – Upper airway collapsibility during rapid eye movement sleep tracks the response to upper airway surgery for obstructive sleep apnea,</div><div>Tsou Yungan</div><div>4134 – Unveiling the Relationship: Epworth Sleepiness Scale and SNOT-22 Following Functional Nasal Surgery,</div><div>Tavares Correia João</div><div>4233 – Functional Fallout Of OSA: A Multivariable Approach With FOSQ-30,</div><div>Rainha Fernandes João</div><div>4325 – Nasal Surgery For Adult OSA: Systematic Review And Current Opinion,</div><div>Singh Narinder</div></div>	<div>Skull Base Surgery Part 3</div> <div>1. Medial Maxillectomy, Modified Denker's/ prelacrimal approach</div> <div><i>Dissector: Marco Ferrari</i></div> <div><i>Moderator: Reda Kamel</i></div> <div>2. Endoscopic endonasal transpterygoid and infratemporal fossa approach</div> <div><i>Dissector: Paolo Battaglia</i></div> <div><i>Moderator: Alberto Schreiber</i></div>



WEDNESDAY, JUNE 25, 2025							WEDNESDAY, JUNE 25, 2025												
ROOM 1 F1-F2-F3 Ground Floor	ROOM 2 F4-F5 Ground Floor	ROOM 3 F6 Ground Floor	ROOM 4 F7 Ground Floor	ROOM 5 F8 Ground Floor	ROOM 6 G1+G2 Level +1	ROOM 7 G4+G5 Level +1	ROOM 8 G3 Level +1	ROOM 9 G6 Level +1	ROOM 10 G7 Level +1	ROOM 11 G10 Level +1	ROOM 12 G11 Level +1	ROOM 13 G15 Level +1	ROOM 14 F9+F10 Ground Floor						
Featured Main Topics / Lectures	Oncology / Skull Base	CRS conservative	Rhinologic Surgery	Acute Sinusitis / Smell & Taste	FPS	Miscellaneous	ABSTRACTS						Dissection Day 3						
							ABSTRACT SESSION 55	ABSTRACT SESSION 56	ABSTRACT SESSION 57	ABSTRACT SESSION 58	ABSTRACT SESSION 59								
							4181 – Sustainable ENT: creating and embedding a local anaesthetic fractured nose pathway, Davies Huw	4352 – Effect of Septoplasty with or without Cauterization of Inferior Turbinates on Trigeminal Sensitivity, Garefis Konstantinos	4331 – Extended endoscopic frontal sinus surgery in refractory frontal sinusitis: A systematic review, Alsayed Ahmed	4055 – Sinonasal anatomy: CT characteristics of chronic rhinossinusitis patients, Franco Eduardo	4450 – Clinical Efficacy of Temporal Muscle Flap Re-construction for Radione-crosis in Nasopharyngeal Carcinoma, Shi Zhaohui								
							4558 – Features and Impact of ESS in Patients with Combat Trauma of the Facial and Cranial Skull in the Early and Late Post-Traumatic Period, Omerova Leylya	4560 – Electrical trigeminal stimulation at the anterior nasal septum in healthy participants and patients with olfactory dysfunction, Garefis Konstantinos	4483 – The endoscopic, radiological and prognostic characteristics of CCAD phenotype of CRSwNP, Folic Miljan	4498 – Combined Rhinosurgical and Neurosurgical Management of Advanced Intradural Angiofibromas, Naraghi Mohsen	4452 – Free Flap Reconstruction for Severe Radiation-Induced Skull Base Necrosis in Naso-pharyngeal Carcinoma: A Single-Arm Cohort Study, Shi Zhaohui								
							3650 – Video Clinics for Nasal Bone Injuries in COVID times – Is it a valid tool for Routine Practice, Narang Ved	4339 – Protocol for endoscopic sampling of human olfactory cleft mucosa in an outpatient setting, Van Waterschoot Julie	4384 – Endoscopic frontal sinus surgery by expanded agger nasi approach improves long-term control status in type 2 chronic rhinosinusitis, Liu Wendong		4561 – Significance of the Anterior Ethmoidal Artery in Endonasal Endoscopic Access to the Lateral Frontal Sinus and Skull Base, Meco Cem								
							4274 – Frontal Sinus Fracture: A Minimally Invasive Innovative, Technique, Naraghi Mohsen												
AFTERNOON TEA, POSTER VIEWING AND VISIT THE EXHIBITION							AFTERNOON TEA, POSTER VIEWING AND VISIT THE EXHIBITION												
16:15-16:45																			
16:45-17:15	Best Abstract Session 60	How I Do It / Instructional Course 42	How I Do It / Instructional Course 43	How I Do It / Instructional Course 44	How I Do It / Instructional Course 45	How I Do It / Instructional Course 46	How I Do It / Instructional Course 47						2. Endoscopic endonasal approach to petrous apex						
	<i>Chair: Zsolt Bella</i>	Endoscopic surgery of sinonasal inverted papilloma	How to integrate objective nasal airway assessment into clinic?	Hemostasis in Endoscopic Sinus and Skull Base Surgery: Lessons Learned, Techniques, and Pearls	Setting up a smell and taste clinic	Saddle nose deformity - prevention and treatment	Management of choanal atresia						<i>Dissector: Prepageran Narayanan</i>						
	3787 - Efficacy of stapokibart in chronic rhinosinusitis with nasal polyps patients with and without prior systemic corticosteroid use, Jiang Jingyu							Fabian Sommer	Andor Hirschberg	Peter John Wormald	Eri Mori	Philippe Rombaux	Cristobal Langdon					<i>Moderator: Yves Brand</i>	
	4500 - CD300a on nasal polyps mast cells in chronic rhinosinusitis with nasal polyposis: a potential therapeutic target and a disease endotype biomarker, Fisher Ron																		
	3685 - The effect of intranasal quercetin on nasal mucosal healing in healthy and diabetic rat models, Dogan Enes																		



FLOOR PLANS

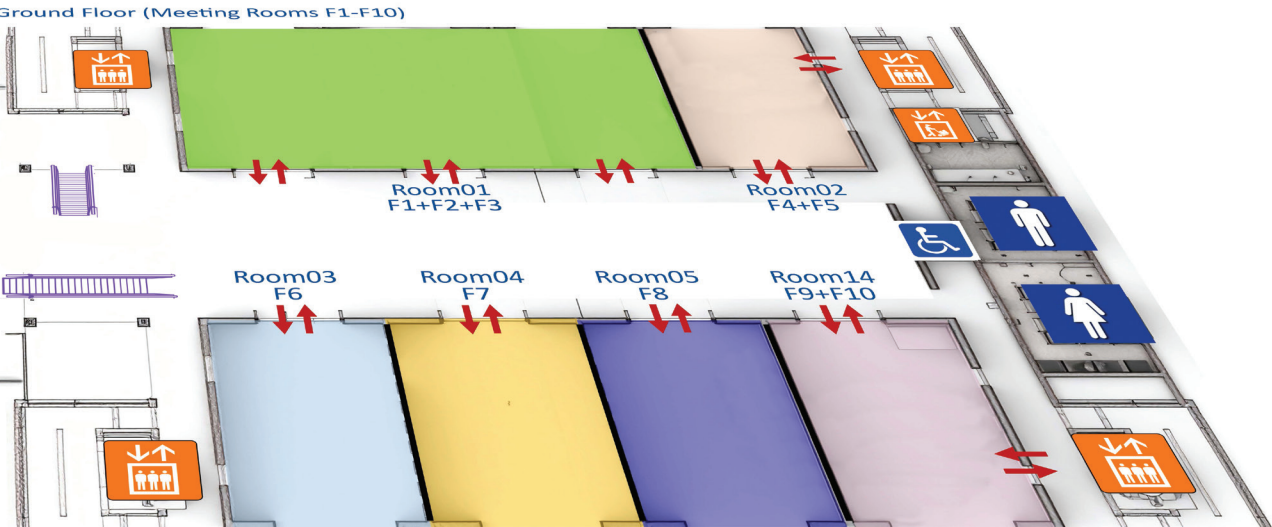

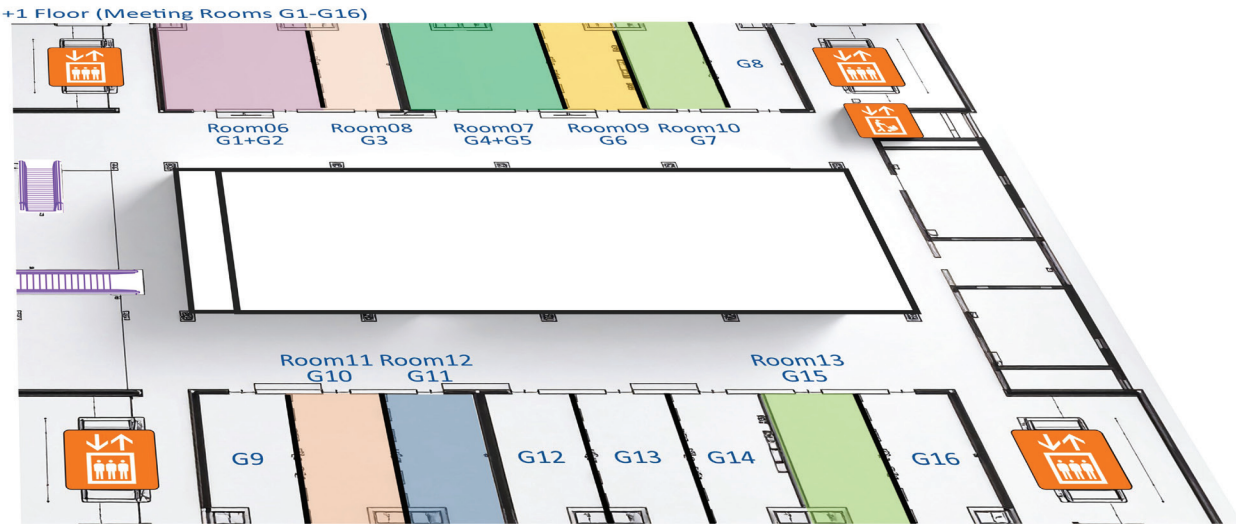
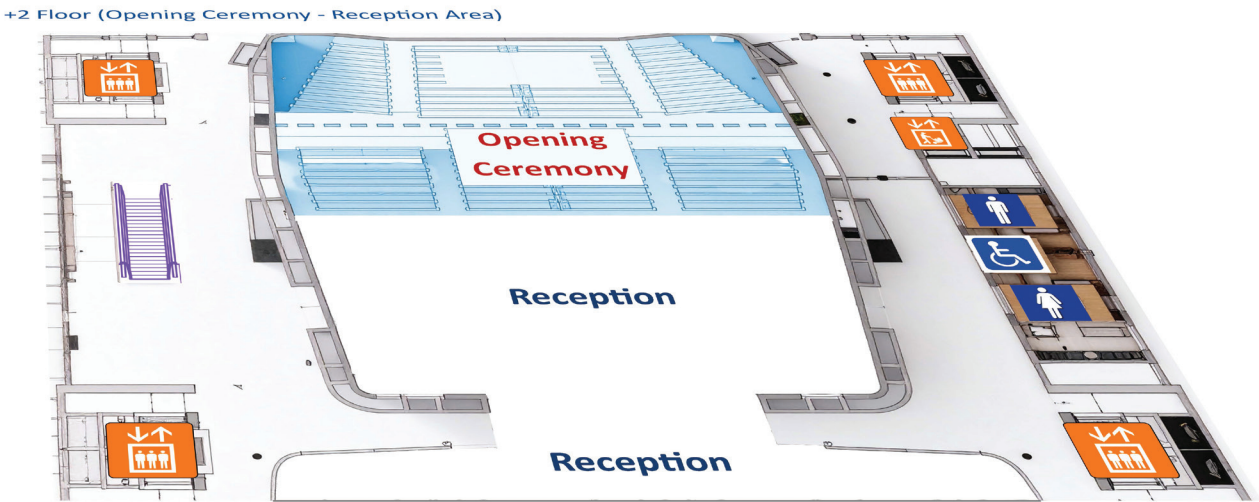
Floor +2

Pavilion C

ERS2025

Floor +1

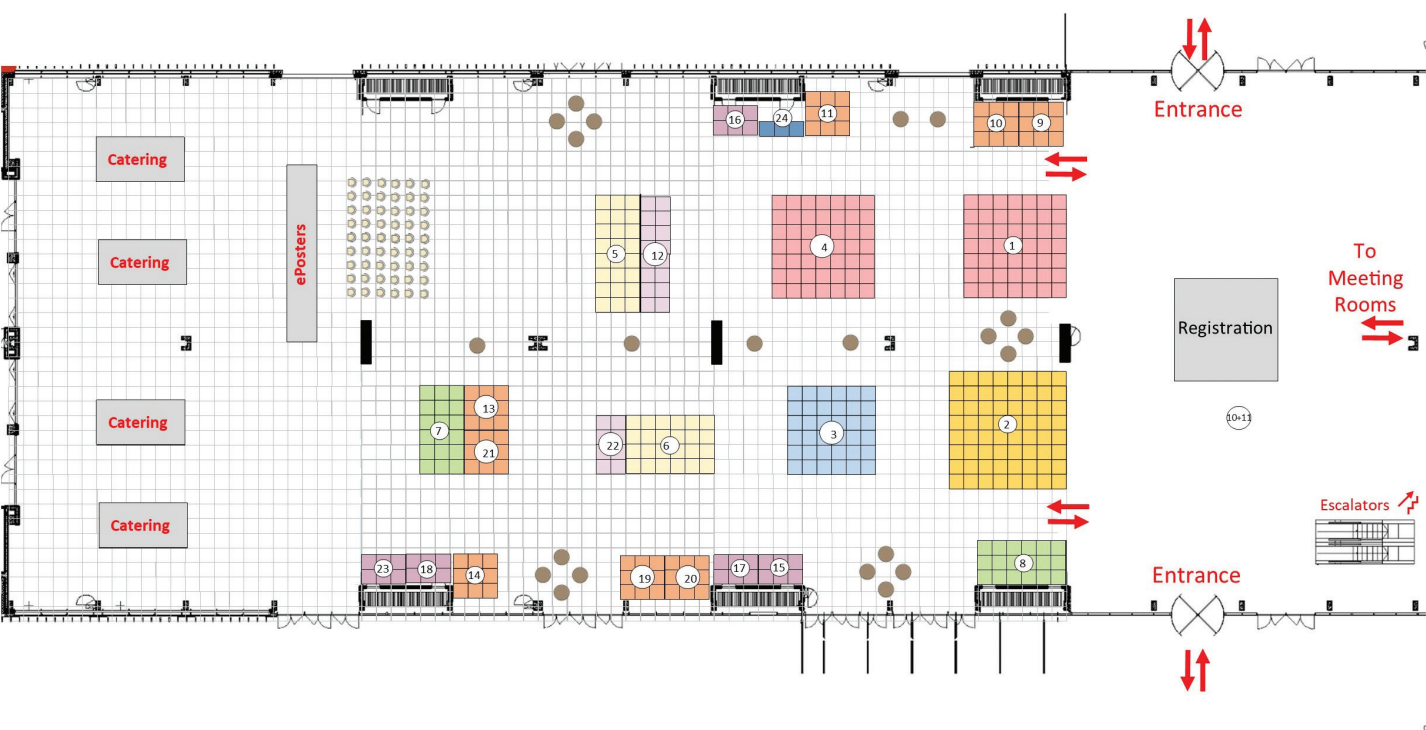
Ground Floor





FLOOR PLANS

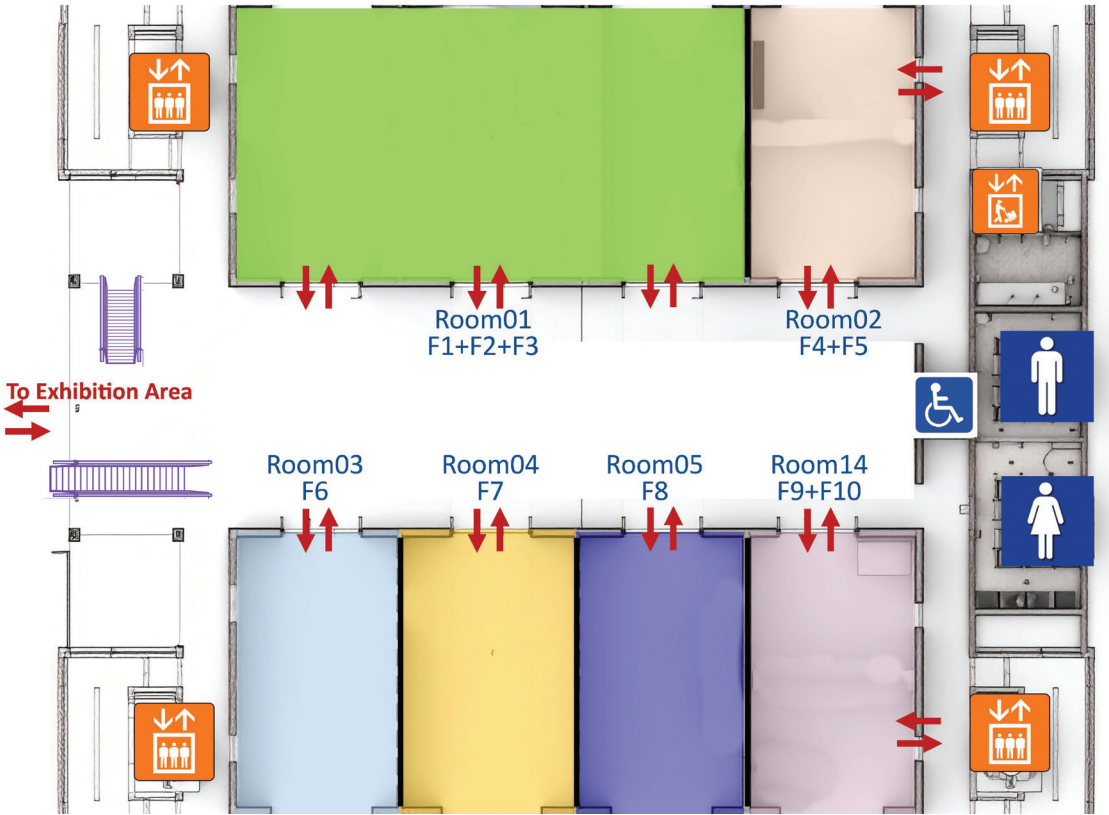
Exhibition Floor Plan - Ground Floor




Exhibitor	Booth No	Exhibitor	Booth No	Associations	Booth No
GSK	1	EON Meditech	11	ERS - Rhinology	19
Sanofi	2	Wisepress	12	ERS 2027	20
AstraZeneca	3	EROND / Cattus ltd	13	IRS ISIAN 2026	21
Medtronic	4	Gerolymatos	14	IFOS 2026	22
Olympus	5	DRKim	15	ENDO ATHENS	23
Stryker	6	3DMatrix	16		
Karl Storz	7	Santosh	17		
Bionorica	8	Shedir Pharma	18		
Fiagon	9	GM Instruments	24		
Korust	10				

FLOOR PLANS

Ground Floor (Meeting Rooms F1-F10)



Ground Floor (Exhibition-Registration Desk-ePoster-Catering Areas)





FLOOR PLANS

+1 Floor (Meeting Rooms G1-G16)



FLOOR PLANS

+2 Floor (Opening Ceremony - Reception Area)

