



# ERS2025

30<sup>th</sup> Congress of European Rhinologic Society

43<sup>rd</sup> Congress of the International Society  
of Inflammation and Allergy  
of the Nose (ISIAN) &

25<sup>th</sup> Congress of the International  
Rhinologic Society (IRS)

JUNE 22-25, 2025

HUNGEXPO, Budapest, Hungary

[www.ers-isian2025.com](http://www.ers-isian2025.com)

PROGRAMME







GENERAL INFORMATION

**Speakers' Ready:** Meeting Room G9 | Located on Level +1  
Please hand out your presentations to the technicians, 3 hours before your lecture or the day before. MAC & laptops are not permitted to connect in the AV systems.

Meeting Rooms		Registration Desk	Opening Hours	Exhibition Hours	
Room 1 - F1+F2+F3   Ground Floor	Room 8 - G3   Floor +1	Sunday June 22	10.00h – 17.30h	Sunday June 22	14.00h – 19.00h
Room 2 - F4+F5   Ground Floor	Room 9 - G6   Floor +1	Monday June 23	07.30h – 18.30h	Monday June 23	08.30h – 17.15h
Room 3 - F6   Ground Floor	Room 10 - G7   Floor +1	Tuesday June 24	08.00h – 18.30h	Tuesday June 24	08.30h – 17.15h
Room 4 - F7   Ground Floor	Room 11 - G10   Floor +1	Wednesday June 25	08.00h – 18.00h	Wednesday June 25	08.30h – 17.15h
Room 5 - F8   Ground Floor	Room 12 - G11   Floor +1				
Room 6 - G1+G2   Floor +1	Room 13 - G15   Floor +1				
Room 7 - G4+G5   Floor +1	Room 14 - F9+F10   Ground Floor				

Congress Application “ERS 2025”

Android

iPhone

Social Programme

Sunday, June 22, 2025	
17.30h-18.30h	Opening Ceremony, Hungexpo, Meeting Room P1+P2, Level +2
18.30h – 21.00h	Congress Party, Level +2
Tuesday, June 24, 2025	
20.00h	Faculty Dinner, by invitation only <i>Please wear your badge</i>

ORGANIZERS

EUROPEAN RHINOLOGIC SOCIETY

ISIAN – International Symposium on Infection and Allergy of the Nose

IRS International Rhinologic Society

Hungarian Society of Oto-Rhino-Laryngology, Head & Neck Surgery

FREI S.A. Congress Organizers • Corporate Meetings & Events • DMC  
3, Paparrigopoulou Street, 105 61 Athens, Greece, T: +30 210 3215600, F: +30 210 3219296  
E-mail: info@frei.gr • Web: www.frei.gr

ACKNOWLEDGEMENTS

ERS 2025 PARTNERS

Platinum

GOLD

Bronze

ERS 2025 EXHIBITORS


ERS 2025 ASSOCIATIONS

IRS ISIAN 2026

CEORL-HNS 2026 | GOTHENBURG




SATELLITE SYMPOSIA


MONDAY JUNE 23, 2025			
Room 3 – F6			
13:00-14:00	SATELLITE SYMPOSIUM: Silent Triggers, Loud Impact: A Deep Dive into CRSwNP – Uncovering Inflammation and Redefining Patient Outcomes		
	Faculty:		
	Chair:	Prof. Elina Toskala (MD, PhD, MBA) (United States)	
	Speakers:	Prof. Martin Yvon Desrosiers (MD, FRCSC) (Canada), Prof. Eugenio De Corso (MD, PhD) (Italy) and Prof. Philippe Gevaert (MD, PhD) (Belgium)	
13:00-13:02 (2 min)	Welcome and introductions: Objectives and agenda	Prof. Elina Toskala (MD, PhD, MBA) (United States)	
13:02-13:07 (5 min)	Breaking the silence: The underappreciated impact of living with CRSwNP	Prof. Elina Toskala (MD, PhD, MBA) (United States)	
13:07-13:17 (10 min)	Beneath the surface: The silent trigger of type 2 inflammation and its impact on patients with CRSwNP	Prof. Martin Yvon Desrosiers	
13:17-13:27 (10 min)	Beyond biologic clinical trials: Learnings from research translated to reality for patients with CRSwNP	Prof. Eugenio De Corso	
13:27-13:37 (10 min)	Bridging the gap: Targeting type 2 inflammation to enhance surgical outcomes in CRSwNP	Prof. Philippe Gevaert	
13:37-13:52 (15 min)	Between the panel: Can we make noise to elevate care for patients with CRSwNP?	All	
13:52-14:00 (8 min)	Audience Q&A	All	
Supported by 			

MONDAY JUNE 23, 2025			
ROOM 4 – F7			
13:00-14:15	SATELLITE SYMPOSIUM: Sinus Surgery in a Changing World - Optimize the outcomes of complete sinus surgery		
	Moderator:	Prof. Raymond Sacks	
13.00-13.10	Welcome & Introduction	Prof. Raymond Sacks	
13.10-13.25	How to achieve an optimal FESS Cavity in CRS	Prof. Raymond Sacks	
13.25-13.40	Electromagnetic Navigation Guidance in Sinus Surgery: From Innovation to Standard of Care	Prof. Mario Turri-Zanoni	
13.40-13.55	Insights and key take aways from the recent PROPEL™ Advisory board	Prof. Laura van Gerven	
13.55-14.15	Questions & Answers	All	
Supported by Medtronic			

ROOM 5 – F8			
13:10-14:10	SATELLITE SYMPOSIUM: CRSwNP In Practice: Real Cases, Real Decisions, Real Impact		
	<i>Chair:</i> <b>Martin Wagenmann</b>		
	<i>Speakers:</i> <b>Carlotta Pipolo, Marjolein Cornet</b>		
13:10-13:15 (5 mins)	Welcome and introduction	<i>Chair:</i>	<b>Martin Wagenmann</b>
		<i>Speakers:</i>	<b>Carlotta Pipolo, Marjolein Cornet</b>
13:15 -14:00 (45 mins)	Clinical case discussion: Real – world experience in the management of patients with CRSwNP	<i>Chair:</i>	<b>Martin Wagenmann</b>
		<i>Speakers:</i>	<b>Carlotta Pipolo, Marjolein Cornet</b>
14:00-14:10 (10 mins)	Expert Panel Closing Remarks and Audience Q&A	<i>Chair:</i>	<b>Martin Wagenmann</b>
		<i>Speakers:</i>	<b>Carlotta Pipolo, Marjolein Cornet</b>
Supported by			

SATELLITE SYMPOSIA

TUESDAY JUNE 24, 2025			
ROOM 3 – F6			
13:10-14:10	SATELLITE SYMPOSIUM: Type 2 Inflammation and Disease Control in CRSwNP: Current Perspectives and Future Directions		
	<i>Chairperson:</i> <b>Vibeke Backer</b>		
5 min	Welcome and introductions	<b>Vibeke Backer</b>	
10min	Type 2 Inflammation: Links With Severe/Uncontrolled CRSwNP	<b>Vibeke Backer</b>	
15min	From Treatable Traits to Understanding Disease Control in CRSwNP	<b>Sietze Reitsma</b>	
15 min	Patient-Perceptions of Disease Control in CRSwNP	<b>Sietze Reitsma &amp; Vibeke Backer</b>	
15 min	Audience Q&A	<b>All</b>	
Supported by <b>sanofi</b>   <b>REGENERON</b> ®			
ROOM 4 – F7			
13:10-14:10	SATELLITE SYMPOSIUM: Epithelial health: the role of the epithelium and epithelial cytokines in transforming patient care towards clinical remission in united airways disease		
5 min	Welcome and introductions	<b>Professor Claire Hopkins</b>	
20 min	Epithelial activation: the role of the epithelium and epithelial cytokines in upper and lower airway diseases	<b>Dr Anju Peters</b>	
18 min	Targeted therapeutic opportunities to restore epithelial health and improve patient outcomes in upper airway diseases	<b>Professor Claire Hopkins</b>	
15 min	Panel discussion: the role of the epithelium and targeting epithelial cytokines to elevate patient care towards restoration of epithelial health and clinical remission	<b>All</b> (Dr Anju Peters, Professor Claire Hopkins, Professor Eugenio De Corso)	
2 min	Meeting close	<b>Professor Claire Hopkins</b>	
Supported by <b>AstraZeneca</b> 			

ROOM 5 – F8 – Ground Floor	
13:15-14:00	SATELLITE SYMPOSIUM: Your choice: Office or Outpatient FESS Surgery. What's the future trend?
Speakers:	<b>Jannis Konstantinidis</b> , MD, Professor & Head, Dept of ORL, Head & Neck Surgery, Aristotle, University Thessaloniki, Greece <b>Andreas Leunig</b> , MD, Professor, ENT Specialist, ENT Hospital Dr. Gaertner Bogenhausen GmbH, Germany <b>Paolo Battaglia</b> , MD, Associate Professor, Chief of Dept of Otorhinolaryngology – H&N Surgery, Sant' Anna Hospital, University of Insubria, Como, Italy
Supported by 	



6





	SUNDAY, JUNE 22, 2025						SUNDAY, JUNE 22, 2025								
	ROOM 1 F1-F2-F3   Ground Floor	ROOM 2 F4-F5   Ground Floor	ROOM 3 F6   Ground Floor	ROOM 4 F7   Ground Floor	ROOM 5 F8   Ground Floor	ROOM 6 G1+G2   Level +1	ROOM 7 G4+G5   Level +1	ROOM 8 G3   Level +1	ROOM 9 G6   Level +1	ROOM 10 G7   Level +1	ROOM 11 G10   Level +1	ROOM 12 G11   Level +1	ROOM 13 G15   Level +1	ROOM 14 F9+F10   Ground Floor	
	Featured Main Topics / Lectures	Oncology / Skull Base	CRS conservative	Rhinologic Surgery	Acute Sinusitis / Smell & Taste	FPS	Miscellaneous	ABSTRACTS						Dissection Pre-Day	
								ABSTRACT SESSION 1	ABSTRACT SESSION 2	ABSTRACT SESSION 3	ABSTRACT SESSION 4	ABSTRACT SESSION 5	ABSTRACT SESSION 6		
								3668 – Outcomes in Orbit-sparing versus Orbit-sacrificing Surgery for Sinonasal Malignancies with Orbital Involvement – A Systematic Review and Meta-Analysis, <b>Tan Claire Jing-Wen</b>		4185 – Predictors and Time Interval of Chronic Rhinosinusitis Recurrence after Endoscopic Sinus Surgery, <b>Alaraifi Abdulaziz</b>		4195 – Prelacrimal recess approach: less invasive, more effective, <b>López Flórez Luz</b>	4283 – Developing a Novel Patient Passport to Improve Emergency Management of Epistaxis in Hereditary Haemorrhagic Telangiectasia, <b>Talisa Ross</b>  4421 – Survival is shorter than expected in Hereditary hemorrhagic telangiectasia – results from a national population based register study, <b>Ahlstrom Emanuelsson Cecilia</b>		
16:15-16:45	AFTERNOON TEA, POSTER VIEWING AND VISIT THE EXHIBITION							AFTERNOON TEA, POSTER VIEWING AND VISIT THE EXHIBITION							Closed & Endoscopic Rhinoplasty  Dissector: <b>Jannis Constantinidis</b>  Moderator: <b>Ede Birtalan</b>
16:45-17:10	How I Do It / Instructional Course 1  Tips & tricks in frontal sinus surgery <b>Andreas Leunig</b>	How I Do It / Instructional Course 2  Endoscopic nasopharyngectomy - classification and surgical anatomy <b>Michael Tong, Paolo Battaglia</b>	How I Do It / Instructional Course 3  Personalized Strategies for Navigating Non-Allergic Rhinitis: From Diagnosis to Tailored Treatment <b>Klementina Avdeeva</b>	How I Do It / Instructional Course 4  Tips and tricks to improve your skills in basic FESS <b>Benjamin Verillaud</b>	How I Do It / Instructional Course 5  Treating allergic rhinoconjunctivitis in 2025 <b>Ralph Moesges</b>	How I Do It / Instructional Course 6  How to pick your patients for aesthetic rhinoplasty? <b>Hesham Saleh</b>	How I Do It / Instructional Course 7  Rhinologic management of patients with PCD and CF in 2025 <b>Brent Senior</b>								
17:10-17:15															
17:30-18:30	Opening Ceremony (Meeting Room P1+P2 - Level +2)														
18:30-21.00	Congress Party (Level +2)														





	MONDAY, JUNE 23, 2025							MONDAY, JUNE 23, 2025							
	ROOM 1 F1-F2-F3   Ground Floor	ROOM 2 F4-F5   Ground Floor	ROOM 3 F6   Ground Floor	ROOM 4 F7   Ground Floor	ROOM 5 F8   Ground Floor	ROOM 6 G1+G2   Level +1	ROOM 7 G4+G5   Level +1	ROOM 8 G3   Level +1	ROOM 9 G6   Level +1	ROOM 10 G7   Level +1	ROOM 11 G10   Level +1	ROOM 12 G11   Level +1	ROOM 13 G15   Level +1	ROOM 14 F9+F10   Ground Floor	
	Featured Main Topics / Lectures	Oncology / Skull Base	CRS conservative	Rhinologic Surgery	Acute Sinusitis / Smell & Taste	FPS	Miscellaneous	ABSTRACTS							DISSECTION DAY 1
08:00-09:00				DRAGON'S DEN (60 min)											
08:30-09:00	How I Do It / Instructional Course 8	How I Do It / Instructional Course 9	How I Do It / Instructional Course 10		How I Do It / Instructional Course 11	How I Do It / Instructional Course 12	How I Do It / Instructional Course 13								Rhinoplasty
	The challenging septum - How I do it? Joao Pimentel	Flaps in CSF leaks repair Ramon Moreno Luna	How to read and interpret paranasal sinus CT scans Maria Doulaptsi, Emmanuel Prokopakis		Invasive Fungal Sinusitis: A Procedural Walkthrough Sarah Wise	Pragmatic assessment and treatment of internal nasal valve collapse Maria Pulido	Vidian neurectomy and posterior nerve ablation Joseph Han								1. Open Rhinoplasty Dissector: Fazil Apaydin Moderator: Ede Birtalan
09:10-09:55	SYMPOSIUM 1	SYMPOSIUM 2	SYMPOSIUM 3	SYMPOSIUM 4	SYMPOSIUM 5	SYMPOSIUM 6	SYMPOSIUM 7	ABSTRACT SESSION 7	ABSTRACT SESSION 8	ABSTRACT SESSION 9	ABSTRACT SESSION 10	ABSTRACT SESSION 11	ABSTRACT SESSION 12		
09:55-10:25	Functional surgery of the nose Chair: Miguel Ferreira Membraneous septum in septorhinoplasty Darinka Hanga Partial Septoplasty Iris Zweyer Surgical Treatment of the inferior turbinate Mark Scheithauer Management of anterior septal deviations Hesham Saleh Grafts in functional rhinoplasty: Principles and personal approach Maria Pulido	Transcranial vs Endoscopic Endonasal Approaches for Olfactory Groove Meningiomas Chair: Dominik Hinder Endoscopic versus transcranial approach for olfactory groove meningiomas: When and how? Jean Anderson Eloy Evolution of endoscopic surgery for olfactory groove meningiomas Eric Wang Olfactory function in endoscopic surgery of olfactory groove meningioma Katie Phillips Strategies and outcomes of olfactory groove meningioma surgery Benjamin Bleier	Real world evidence in biological therapy for CRSwNP Chair: Ludger Klimek Long-term outcomes of dupilumab-treated CRSwNP Stefania Gallo Blocking IL-5 signaling in CRSwNP: From RCTs to Real-World Evidence Philippe Gevaert The value of eosinophils for the indication and follow-up of biological therapy Josje Otten The role of comorbidities in biological efficacy Anju Peters New evidence of biological efficacy with emphasis on olfaction Joaquim Mullol	Different Approaches to Turbinate Surgery: Is there a Gold Standard? Chair: Raymond Sacks Evaluation of patients for turbinate surgery Carlotta Pipolo Comparison of different devices and techniques: Electrocautery/laser turbinate reduction, RF, microdebrider Hazan Basak Outcome (comparative efficacy) Michael Stewart Moving turbinate surgery to office based procedure John Del Gaudio	Advancements in Clinical Olfaction Testing: Exploring Emerging Methods and Technologies Chair: Puya Dehгани Mobaraki The Legacy of Olfactory Testing: Learning from Historical Milestones Basile Landis Next-Gen Tools in Clinical Olfactory Testing: Innovations Driving Progress Julien Hsieh Advancing the Senses: Breakthroughs in Clinical Olfactory Testing Thomas Hummel One Size Fits All? Future Needs and Customization in Clinical Olfactory Testing Carl Philpott	Artificial intelligence, machine learning and radiomics in rhinology Chair: Sean Carrie Rhinology 2.0: How Machine Learning is Outperforming Doctors James Palmer AI in Your Nose: Is the Future of Rhinology Digital? Fabian Sommer Algorithmic noses: What role does AI play in aesthetic rhinoplasty today and in the future? Al-Reefy Hiba Beyond the Scope: Radiomics and AI Revolutionizing Nasal Diagnosis Vittorio Rampinelli	How to become an academic rhinologist? Chair: Ahmad Sedaghat America Elina Toskala Europe Manuel Bernal-Sprekelsen Mideast/Africa Reda Kamel Asia/Oceania Simon Carney	Best Junior Abstracts Chair: Claire Hopkins 3685 - The effect of intranasal quercetin on nasal mucosal healing in healthy and diabetic rat models, Dogan Enes 4106 – Identification and 3D reconstruction of sinonasal inverted papilloma pedicle, Giunta Domenica 3914 – Dupilumab monthly dose de-escalation maintains efficacy in CRSwNP: a two-year real-world study, Montuori Claudio 3646 – Prelacrimal window approach to the maxillary sinus: a systematic review and meta-analysis of the literature, Sousa-Machado Andre 3992 - Endoscopic Endonasal Approach for Management of Petrous Apex Cholesterol Granuloma: Case Series & Literature Review, Arbabzadeh Farhad 3686 – The Association of Smell Impairment and Cognitive Decline: A Meta-Analysis of Longitudinal Studies, Yeo Brian Sheng Yep 3819 – Health consequences of urbanization: effects of air and electromagnetic pollution on the prevalence of obesity, diabetic complications and olfactory dysfunction in patients with type 2 diabetes mellitus, Cardella Arianna	CRS – Surgical Management 2 Chair: Anda Gata 3988 – Efficacy of Posterior nasal nerve neurectomy for the treatment of chronic rhinosinusitis with nasal polyposis: a randomized controlled trial, Mittal Yash 4166 – Relevance of anatomical remnants for revision sinus surgery, Gago Torres Concha 4008 – Middle turbinate axillectomy and anterior ethmoid artery location identification: two key steps in endoscopic endonasal frontal sinusotomy, Varini Alessandro 4033 – MUCOSAL FLAPS stabilized by STEROID-ELUTING implant for revision frontal sinus surgery: technical notes, Schiavo Gloria 4063 – Does the extent of surgery for CRSwNP correlate with postoperative control and patient satisfaction? Gata Anda 4401 - Draf III in a Tertiary Centre – Surgical Outcomes and Predictive Factors for Stenosis, Farinha David 4171 – Indication for biologic treatment in a real-world cohort of chronic rhinosinusitis patients according to international recommendations: Evidence from the European CRS Outcome Registry (CHRINOSOR), Otten Josje	Paediatric Rhinology 2 Chair: Peta-Lee Sacks 3618 – Acquired CFTR dysfunction and dense distribution of ionocytes in nasal mucosa of children with CRS, Han Yang 3658 – Chronic graft-versus-host disease and refractory rhinosinusitis after allogeneic hematopoietic stem cell transplantation in children, Zhao Jinhao 3963 – Nasal nuggets: Excavating dermoid cysts, Aggarwal Shruti 4522 – Diagnosis and management of nasal obstruction in newborns and infants: a five-year experience, Faliagka Stavroula 3915 – Surgical treatment of superolateral orbital abscess in children: can we avoid external incision? Knežević Mislav 3946 – Chronic rhinosinusitis with nasal polyp: comparative analysis of clinical-tomographic parameters in patients with and without cystic fibrosis, Valera Fabiana C P 4234 – Early life tracheotomy in children – Does it affect olfactory function? Geraldes Cláudia	CRS – Medical Management 1 Chair: Woods Robbie 4093 – Comparison of the performance of ChatGPT and ENT physicians in the management of chronic diffuse rhinosinusitis, Golzan Romane 4284 – Budesonide, A Novel Intrapolyp Injection Agent, Gehad Ibrahim 3701 – Effectiveness of ASA therapy after ASA desensitization on adult N-ERD and CRSwNP patients, Laulajainen-Hongisto Anu 4016 – Management of patients with Chronic Rhinosinusitis with nasal polyps in clinical practice: French Society of Oto-Rhino-Laryngology Head and Neck Surgery (SFORL) consensus guidelines, Papon Jean Francois 4036 – Antimicrobial activity of Simvastatin against chronic rhinosinusitis-related Staphylococcus aureus: an in vitro study, Goldie Simon	Technological Advances Chair: Marco Caversaccio 3950 – The role of virtual reality in nasal procedures: A randomized controlled trial, Alshareef Norah 3993 – Italian Multicenter Study on Mometasone Furoate Resorbable Stent (Propel®) in Frontal Sinus Surgery: Analysis of 62 Cases, Nacu Bogdan Iulian 4139 – Detection of Circulating Tumor Cells and EBV DNA in Nasopharyngeal Carcinoma Using a Novel SiNWs/MPs Platform, Lan Ming Ying 4367 – What is the future of minimally invasive rhinosurgery: 3D-surgical planner/ navigation, augmented reality in the operating room, marker-based VR-simulation with touch free surgeon's commands, or the AI-supported contactless-CAS as a «biomechanics» of the new era in personalized contactless hand-gesture noninvasive rhinosurgery? Klapan Ivica 4535 -The First Large-Scale UK ENT Registry on PuraBond: Insights from 600 Cases at UHB, Zaidi Asiya	Rhinology – Miscellaneous 1 Chair 1: Donata Šukytė-Raubė Chair 2: Kasper Aanaes 3820 – Is routine cocaine testing justified in patients with septal perforation? Algazlan Razan 3833 – cystic fibroses after the introduction of KAFTRIO, Algazlan Razan 3733 – Successful Closure of Symptomatic Septal Perforations Using Polydioxanone Plates and Temporoparietal Fascia: A Case Series, Pinto Catarina Martins 3798 – Risk Factors For Late Clinic Cancellation in a Tertiary Otolaryngology Practice, Roxbury Christopher 3958 – Beyond Anatomy in Chronic Nasal Obstruction: The Role of Chemosensory and Psychological Factors, Negoias Simona 3703 – Optimising departmental preparedness for iatrogenic retrobulbar haematoma, Davies Timothy 3884 – Minerals added to Xylitol solution enhances aquaporin-3 expression in physiological conditions and downregulates inflammatory response in in vitro nasal epithelium, Tamashiro Edwin	2. Injectables and fillers in and around the nose Dissector: Peter Pálhazi Moderator: Ede Birtalan	







	MONDAY, JUNE 23, 2025						MONDAY, JUNE 23, 2025							
	ROOM 1 F1-F2-F3   Ground Floor	ROOM 2 F4-F5   Ground Floor	ROOM 3 F6   Ground Floor	ROOM 4 F7   Ground Floor	ROOM 5 F8   Ground Floor	ROOM 6 G1+G2   Level +1	ROOM 7 G4+G5   Level +1	ROOM 8 G3   Level +1	ROOM 9 G6   Level +1	ROOM 10 G7   Level +1	ROOM 11 G10   Level +1	ROOM 12 G11   Level +1	ROOM 13 G15   Level +1	ROOM 14 F9+F10   Ground Floor
	Featured Main Topics / Lectures	Oncology / Skull Base	CRS conservative	Rhinologic Surgery	Acute Sinusitis / Smell & Taste	FPS	Miscellaneous	ABSTRACTS						Dissection Day 1
								ABSTRACT SESSION 13  3984 – Olfactory Function Outcomes in Patient after Endoscopic Pituitary Surgery by using Taiwan Smell Identification Test (TIBSIT): A Prospective Cohort Study, <b>Po-Han Huang</b>  3899 – Exploring Patient Experiences and Treatment Challenges with Olfactory Dysfunction in Chronic Rhinosinusitis with Nasal Polyposis: An International Survey, <b>Luke Louis</b>	ABSTRACT SESSION 14  4420 – Yo-IFOS Modified Frontal Sinus Inverted Papilloma classification: The quest answered, <b>Naik Paresch Pramod</b>	ABSTRACT SESSION 15  3821 – Surgical Outcomes of Eosinophilic Chronic Rhinosinusitis with Central Compartment Atopic Disease in Taiwan: A Retrospective Study, <b>Yi Wan-Ling</b>  3927 – Clinical outcomes in patients with cystic fibrosis-related chronic rhinosinusitis treated with intranasal corticosteroids, functional endoscopic sinus surgery, or triple highly effective modulator therapy: a monocentric retrospective experience, <b>Orlando Pietro</b>	ABSTRACT SESSION 16  3996 – Development of the Preston Nasoendoscopic Vasculitis (PNV) Score: a new clinical classification for sinonasal vasculitis, <b>Yang Ding</b>  4245 – Hidden in the Crack: Cocaine Associated Vasculitis is Phenotypically Distinct, <b>Kuchai Romana</b>	ABSTRACT SESSION 17  4030 – Persistent Post-COVID Olfactory Dysfunction: UK Survey on Management with Recommendations, <b>Rom Darren</b>	ABSTRACT SESSION 18	
12:50-14:20	Lunch and Exhibition Visit		Satellite Symposium <i>supported by</i> <b>GSK</b>	Satellite Symposium <i>supported by</i> <b>Medtronic</b>	Satellite Symposium <i>supported by</i> <b>sanofi</b>   <b>REGENERON</b>			ERS Advisory Board						
14:20-14:50	KEYNOTE LECTURE 8  <i>Chair: <b>Yves Brand</b></i>  What are the limits of endonasal skull base surgery? <b>Prepageran Narayanan</b>	KEYNOTE LECTURE 9  <i>Chair: <b>Paulo Goncalves</b></i>  State of the art management of CSF leaks <b>Jannis Constantinidis</b>	KEYNOTE LECTURE 10  <i>Chair: <b>Wilma Terezinha Anselmo Lima</b></i>  Treatment options of non-allergic rhinitis - today and in the future <b>Ludger Klimek</b>	KEYNOTE LECTURE 11  <i>Chair: <b>Otavio Pilcher</b></i>  Are we too cautious treating kids with nasal obstruction? <b>Raewyn Campbell</b>	KEYNOTE LECTURE 12  <i>Chair: <b>Mitsuhiro Okano</b></i>  Treatment of allergic rhinitis - latest updates <b>Sarah Wise</b>	KEYNOTE LECTURE 13  <i>Chair: <b>Wenche Moe Thorstensen</b></i>  Surgical management of nasal valve insufficiencies <b>Hesham Saleh</b>	KEYNOTE LECTURE 14  <i>Chair: <b>Peter Hellings</b></i>  Epithelial barrier disruption in CRS and its implications for clinical practise <b>Robert Kern</b>							(F)ESS Part 1  Epistaxis management (a. sphenopalatina, ethmoidal aa., ext. orbitotomy for ligation aa. ethm)  <i>Dissector: <b>Jan Plzak</b></i> <i>Moderator: <b>David Molnar</b></i>
15:00-16:15	ROUND TABLE 8  <b>ERS Juniors Round Table - Enhancing Specialized Rhinology Training: A Case-Based Approach for Juniors</b>  <i>Moderator: <b>David T. Liu</b></i>  <i>Panelists:</i>  <b>1. Thorbjorn Hermanrud</b>  <b>2. Maxime Fieux</b>  <b>3. Anda Gata</b>  <b>4. Anu Laulajainen-Hongisto</b>  <b>5. Yi-Tsen Lin</b>  <b>6. Matt Lechner</b>	ROUND TABLE 9  <b>Radicality vs. safety &amp; function in benign nasal tumours</b>  <i>Moderator: <b>Hans Rudolf Briner</b></i>  <i>Panelists:</i>  <b>1. Iacopo Dallan</b>  <b>2. Reda Kamel</b>  <b>3. Tanja Hildenbrand</b>  <b>4. Hideyuki Kawauchi</b>  <b>5. Roee Landsberg</b>  <b>6. Paulo Goncalves</b>	ROUND TABLE 10  <b>Management of recalcitrant CRS</b>  <i>Moderator: <b>Brent Senior</b></i>  <i>Panelists:</i>  <b>1. Kornkiat Snidvongs</b>  <b>2. Simon Carney</b>  <b>3. Yvonne Chan</b>  <b>4. Marko Velimir Grgic</b>  <b>5. Stephan Vlamincck</b>  <b>6. Otavio Pilcher</b>  <div>16:05-16:15 Best Abstract Presentation <i>Speaker: <b>Claire Hopkins</b></i>  4301 – The MACRO Trial: A Randomised Controlled Trial of Clarithromycin and Endoscopic Sinus Surgery for Adults with Chronic Rhinosinusitis with and without nasal polyps</div>	ROUND TABLE 11  <b>Complications in sinonasal surgery</b>  <i>Moderator: <b>Siow Jin Keat</b></i>  <i>Panelists:</i>  <b>1. John Del Gaudio</b>  <b>2. Ian Witterick</b>  <b>3. Jivianne Lee</b>  <b>4. Gwijde Adriaensen</b>  <b>5. Dominik Hinder</b>  <b>6. Jure Urbancic</b>	ROUND TABLE 12  <b>Complex allergologic cases - how would you treat it?</b>  <i>Moderator: <b>Elina Toskala</b></i>  <i>Panelists:</i>  <b>1. Sven Becker</b>  <b>2. Tantilipikorn Pongsakorn</b>  <b>3. Michalis Katotomichelakis</b>  <b>4. Agnes Kiricsi</b>  <b>5. Eliza Brozek Madry</b>  <b>6. Mitsuhiro Okano</b>	ROUND TABLE 13  <b>Injectables and fillers in and around the nose</b>  <i>Moderator: <b>Fazil Apaydin</b></i>  <i>Panelists:</i>  <b>1. Darinka Hanga</b>  <b>2. Garyfalia Lekakis</b>  <b>3. Peter Palhazi</b>  <b>4. Mohsen Naraghi</b>  <b>5. Al-Reefy Hiba</b>	ROUND TABLE 14  <b>Problem solving in pituitary surgery</b>  <i>Moderator: <b>Paresch Naik</b></i>  <i>Panelists:</i>  <b>1. Yves Brand</b>  <b>2. Robert Reisch</b>  <b>3. Devyani Lal</b>  <b>4. Donata Šukytė-Raubė</b>  <b>5. Nobuyoshi Otori</b>  <b>6. Erin Wright</b>	ABSTRACT SESSION 19  <b>Septal and turbinate surgery 1</b>  <i>Chair: <b>Ann Hermanson</b></i>  3742 – Outcomes of endoscopic repair of nasal septal perforation: a single-center experience, <b>Gorbunov Sergey</b>  3844 – Evolution of Endoscopic Septal Perforation Repair Practice: A Single Centre Experience, <b>Collingwood Alexander</b>  3877 – Long-term Outcomes of Inferior Meatus Augmentation Procedure Using Autologous Dermis Fat for Empty Nose Syndrome, <b>Yu Hosokawa</b>  3934 – Perforation size and surgical etiology in nasal septal perforation repair, <b>Bansberg Stephen</b>	ABSTRACT SESSION 20  <b>Imaging and Investigations 1</b>  <i>Chair: <b>Benjamin Verillaud</b></i>  4060- Clinical characteristics and effect of dental implants on odontogenic unilateral maxillary sinusitis, <b>Jae-Ho Yoo</b>  3637 – Endonasal thermal imaging in the assessment of nasal obstruction and airflow, <b>Seresirikachorn Kachorn</b>  3947 – Are we ready to accept artificial intelligence in rhinology imaging? <b>Dumitru Mihai</b>  4007 – Paranasal fungal sinusitis: elemental analysis of CT-scan hyperdensities, <b>Polášková Simona</b>  3720 – The Sinus Surgery Completeness Score: a radiological assessment of the extent of endoscopic sinus surgery, <b>Lim Alison Emily</b>	ABSTRACT SESSION 21  <b>CRS – Biologics 2</b>  <i>Chair: <b>Josje Otten</b></i>  4149 – Distinct Response Patterns to Dupilumab in Severe CRSwNP: A 12-Month Latent Class Trajectory Analysis of Nasal Polyp Scores, <b>Böscke Robert</b>  4563 – Switch to dupilumab from other biologic therapy in severe CRSwNP: a comparison with naïve patients, <b>Montuori Claudio</b>  4403 – The clinical applications of biologics in extensive allergic fungal sinusitis, <b>Almomen Ali</b>  3841 – Dupilumab Real-World Effectiveness in Surgery-Naïve and Previous Surgery Patients with Chronic Rhinosinusitis with Nasal Polyps: Results from the Global AROMA Registry, <b>Cornet Marjolein E.</b>	ABSTRACT SESSION 22  <b>Skull Base Surgery 1</b>  <i>Chair: <b>Robbie Woods</b></i>  3829 – A Novel Protocol for Management of Idiopathic Intracranial Hypertension in Patients with Spontaneous Anterior Skull Base Cerebrospinal Fluid Leaks, <b>Ross Talisa</b>  3773 – Oncological outcomes of T3/T4 malignancies of the anterior skullbase – single surgeon consecutive series, <b>Popov Todor</b>  3659 – Endoscopic transnasal resection of nasopharyngeal angiofibroma: embolization impact-analysis of 30 cases at umc in 10 years, <b>Nurmagambetova Aizhan</b>  3672 – Anatomical Parameters in Pediatric Skull Base Among Filipinos: Data From A Single Tertiary Hospital in the Philippines, <b>Ng Cedric Jonathan</b>	ABSTRACT SESSION 23  <b>Rhinoplasty 1</b>  <i>Chair: <b>Iris Zweyer</b></i>  4253 – Non-Surgical Rhinoplasty: Indications and Avoidance of Complications, <b>Naraghi Mohsen</b>  4262 – Comparison of Preservation versus Structural Rhinoplasty in Deviated Noses, <b>Naraghi Mohsen</b>  4023 – Optimising training in septorhinoplasty through collaborative working to ensure learning from long-term outcomes, <b>Salimi Fatemeh</b>  4031 – Tip onlay graft and columellar strut graft: a valuable combination in nasal tip surgery, <b>Varini Alessandro</b>  4191 – The Effect of Drainage Cannula Use on Postoperative Periorbital Edema and Ecchymosis in Rhinoplasty Patients, <b>Çolak Ozan</b>	ABSTRACT SESSION 24  <b>Rhinology – Miscellaneous 2</b>  <i>Chair: <b>Anna Kristina Hernandez</b></i>  4078 – Effect of Warm Saline Irrigation on Core Body Temperature in Elderly Patients Undergoing Endoscopic Sinus Surgery, <b>Hsueh Hsiang-An</b>  4028 – Characterisation of bacterial diversity in primary ciliary dyskinesia-related chronic rhinosinusitis, <b>Tsang William</b>  4038 – Anatomical considerations for successful balloon sinuplasty, <b>Davies Huw</b>  4122 – Screening for AIFRS in Onco-Hematologic Patients: The Superiority of Nasal Endoscopy Over Serum Galactomannan, <b>Tamashiro Edwin</b>	(F)ESS Part 2  1. MMA, Ethmoidectomy, sphenoidotomy  <i>Dissector: <b>Frank Rikki Canevari</b></i> <i>Moderator: <b>Alberto Schreiber</b></i>  2. Frontal Sinus Surgery (Draf I&II), including orbital transposition  <i>Dissector: <b>Christos Georgalas</b></i> <i>Moderator: <b>Raymond Sacks</b></i>



MONDAY, JUNE 23, 2025							MONDAY, JUNE 23, 2025						
ROOM 1 F1-F2-F3   Ground Floor	ROOM 2 F4-F5   Ground Floor	ROOM 3 F6   Ground Floor	ROOM 4 F7   Ground Floor	ROOM 5 F8   Ground Floor	ROOM 6 G1+G2   Level +1	ROOM 7 G4+G5   Level +1	ROOM 8 G3   Level +1	ROOM 9 G6   Level +1	ROOM 10 G7   Level +1	ROOM 11 G10   Level +1	ROOM 12 G11   Level +1	ROOM 13 G15   Level +1	ROOM 14 F9+F10   Ground Floor
Featured Main Topics / Lectures	Oncology / Skull Base	CRS conservative	Rhinologic Surgery	Acute Sinusitis / Smell & Taste	FPS	Miscellaneous	ABSTRACTS						Dissection Day 1
							ABSTRACT SESSION 19	ABSTRACT SESSION 20	ABSTRACT SESSION 21	ABSTRACT SESSION 22	ABSTRACT SESSION 23	ABSTRACT SESSION 24	
							3968 – Upper nasal airway functional patency assessment in South Indian patients undergoing Nasal Surgery using Peak Inspiratory Nasal Flowmeter and Peak Expiratory Nasal Flowmeter, <b>Aggarwal Shruti</b>	3913 – The Role of Paranasal Sinus Morphology in Mastoid Fluid Retention, <b>Chvatinski Lev</b>	3942 – The role of Eotaxin-3 in the recurrence of Chronic Rhinosinusitis with Nasal Polyps, <b>Florean Delia</b>	3721 – Our experience in petroclival lesions using a contralateral transmaxillary approach, <b>Casasayas Plass Maria</b>	4251 – Septorhinoplasty in The Deviated Noses: The Entire Framework Approach, <b>Naraghi Mohsen</b>	4190 – Endoscopic Sinus Surgery and Lung Transplantation in Cystic Fibrosis: A Systematic Review and Meta-Analysis, <b>Demirag Evman Melis</b>	
							3997 – Patient-reported satisfaction and NOSE scores after septoplasty, <b>Sunnergren Ola</b>	4059 – Relationship between morphology and severity of septal deformity and the degree of nasal obstruction, <b>Hoang Minh</b>	3943 – Efficacy of Dupilumab in Chronic Rhinosinusitis with Nasal Polyps: Evaluating Biweekly and Monthly Dosing Strategies, <b>Kana Martin</b>	3740 – Single-center review of patients with cerebrospinal fluid leaks of the anterior skull base, <b>Gorbunov Sergey</b>	3827 – Endoscopic management of CSF leak, <b>Balatková Zuzana</b>	4011 – Unraveling the SNOT-22 puzzle in CRSwNP: an exploration of the connection between its items and domains and the step-up therapy, <b>Mateos Serrano Blanca</b>	
							4001 – Nasal obstruction and anxiety – is there a link? <b>Landis Basile</b>	4025 – Monoclonal Antibodies significantly improve Symptoms of Aspirin-Exacerbated Respiratory disease, <b>Knudsen Marie</b>	3864 – Reducing nasosinusual morbidity in endoscopic skull base surgery: reconstruction with free grafts and other important keys to consider in the approach, <b>Rodríguez Prado Cristina</b>	4064 – Exploring causes for inequities in Rhinology care, <b>Wood Andrew</b>			
							4026 – Septal Perforation Repair Technique: Triple-Layered, Unilateral Advancement Flap and Contralateral Underlay Xenograft, <b>Rom Darren</b>	4552 – Correlation of baseline eosinophil cell counts and baseline serum total IgE level with olfactory improvement and nasal polyp scores in CRSwNP patients during dupilumab treatment, <b>Forgács Gábor</b>					
16:15-16:45 AFTERNOON TEA, POSTER VIEWING AND VISIT THE EXHIBITION							AFTERNOON TEA, POSTER VIEWING AND VISIT THE EXHIBITION						
16:45-17:15	How I Do It / Instructional Course 14	How I Do It / Instructional Course 15	How I Do It / Instructional Course 16	How I Do It / Instructional Course 17	How I Do It / Instructional Course 18	How I Do It / Instructional Course 19	How I Do It / Instructional Course 20						3. Frontal Sinus Surgery (Draf III) including Slap Flap
	Transorbital surgery: Different approaches and How I do it? <b>Hans Welkoborsky</b>	Transclival approaches <b>Jean Anderson Eloy</b>	Setting up your biologic clinic I Preparation, initiation and follow-up <b>Enrico Heffler</b>	Resection of frontal sinus osteomas <b>Sergei Karpishchenko</b>	How to manage orbital complications of acute sinusitis? <b>Anna-Sophie Hoffmann</b>	The importance of the septum in primary and revision rhinoplasty <b>Jochen Wurm</b>	Mastering Septal Perforation Repair: My Step-by-Step Approach <b>John Craig</b>						<i>Dissector:</i> <b>PJ Wormald</b>
													<i>Moderator:</i> <b>David Molnar</b>





TUESDAY, JUNE 24, 2025								TUESDAY, JUNE 24, 2025						
ROOM 1 F1-F2-F3   Ground Floor	ROOM 2 F4-F5   Ground Floor	ROOM 3 F6   Ground Floor	ROOM 4 F7   Ground Floor	ROOM 5 F8   Ground Floor	ROOM 6 G1+G2   Level +1	ROOM 7 G4+G5   Level +1		ROOM 8 G3   Level +1	ROOM 9 G6   Level +1	ROOM 10 G7   Level +1	ROOM 11 G10   Level +1	ROOM 12 G11   Level +1	ROOM 13 G15   Level +1	ROOM 14 F9+F10   Ground Floor
Featured Main Topics / Lectures	Oncology / Skull Base	CRS conservative	Rhinologic Surgery	Acute Sinusitis / Smell & Taste	FPS	Miscellaneous		ABSTRACTS						Dissection Day 2
08:30-09:00	How I Do It / Instructional Course 21  Frontal drillout: A step-by-step approach <b>Manuel Bernal-Sprekelsen</b>	How I Do It / Instructional Course 22  Transnasal resection of lesions affecting the cavernous sinus <b>Prepagaran Narayanan</b>	How I Do It / Instructional Course 23  Addressing the Crusty Nose Dilemma: Effective Solutions for Improved Nasal Health <b>Anders Cervin</b>	How I Do It / Instructional Course 24  Optic nerve decompression - when and how? <b>Catherine Rennie</b>	How I Do It / Instructional Course 25  State-of-the-art diagnosis of allergic rhinoconjunctivitis <b>Pongsakorn Tantilipikorn</b>	How I Do It / Instructional Course 26  Maximizing Peri- and Postoperative Care in Rhinoplasty: Advanced Strategies for Enhanced Recovery and Optimal Outcome <b>Garyfalia Lekakis</b>	How I Do It / Instructional Course 27  State-of-the-art treatment of JNAs <b>Ahilasamy Nagalingeswaran</b>							Endoscopic DCR  <i>Dissector: <b>Siow Jin Keat</b></i>  <i>Moderator: <b>Frigyes Helfferich</b></i>
09:10-10:25	SYMPOSIUM 15  <b>Histology-driven multimodal concepts in the treatment of sinonasal malignancies</b> <i>Chair: <b>Christian Betz</b></i> SCC <b>Alberto Schreiber</b> AC (incl. ACC) <b>Christian Meerwein</b> Neuroectodermal / neuroendocrine malignancies (SNUC/SNEC/ONB/SNMM) <b>Ehab Hanna</b> Sarcomas <b>Codrut Sarafoleanu</b>	SYMPOSIUM 16  <b>Endoscopic pituitary surgery - lessons learned</b> <i>Chair: <b>Zalan Piski</b></i> Lessons learned from good anatomical knowledge <b>Mario Turri-Zanoni</b> Experiences from a high-volume pituitary surgery centre <b>Laura van Gerven</b> Vascular injury during pituitary surgery and how to avoid it <b>Christos Georgalas</b> Reconstruction following pituitary surgery <b>Tomasz Gotlib</b>	SYMPOSIUM 17  <b>Exploring Emerging Local Treatments for Chronic Rhinosinusitis: Beyond Nasal Rinses with Corticosteroids</b> <i>Chair: <b>Ralph Moesges</b></i> Antibiotics-eluting stents <b>Brad Woodworth</b> Steroid-eluting implants <b>Rakesh Chandra</b> Topical antimicrobials <b>Do-Yeon Cho</b> Topical Probiotics <b>Martin Desrosiers</b> Future directions in controlled drug delivery to the sinonasal tract <b>Stella Lee</b>	SYMPOSIUM 18  <b>Scientific Session of the Hungarian Rhinologic Society: Sleep related breathing disorders and Rhinology</b> <i>Chair: <b>Zsolt Bella</b></i> Multilevel or single stage procedures, how do we find the perfect solution in children and adults? <b>Pálma Benedek, Krisztina Somogyvári</b> Treatment solutions for children with underlying conditions <b>An Boudewyns</b> Presentation of adult OSA, phenotypes, and endotypes of sleep related breathing, the role of larynx in OSA <b>Matej Delakorda</b> How pharyngoplasty affects nose breathing in patients with OSA <b>Eszter Tóth</b> Artificial Intelligence in Sleep Medicine <b>Viktoria Molnár</b>	SYMPOSIUM 19  <b>What you should know about non-allergic rhinitis</b> <i>Chair: <b>Carl Philpott</b></i> Prevalence of NAR subtypes in the general population <b>Sietze Reitsma</b> Surgical treatment options in NAR <b>Joseph Han</b> The challenges of medical management of NAR <b>Hideyuki Kawauchi</b> Life style in patients with NAR <b>Dilyana Vicheva</b>	SYMPOSIUM 20  <b>Tip Plasty in modern rhinoplasty</b> <i>Chair: <b>Frank Riedel</b></i> Nasal tip correction <b>Levente Deak</b> Droopy nasal tip – an algorithm <b>Jannis Constantinidis</b> Tip plasty – Tips and tricks <b>Diego Arancibia Tagle</b> Tip definition re-visited <b>Emre Ilhan</b> Ligament preservation for tip support <b>Anil Joshi</b> Treatment of the broad nasal tip <b>Alireza Meshbahi</b>	SYMPOSIUM 21  <b>Treatment of HHT - state-of-the-art and future perspectives</b> <i>Chair: <b>Andrew Swift</b></i> Diagnosis and assessment <b>Michael Soyka</b> Medical management - current and emerging treatment options <b>Kornkiat Snidvongs</b> Surgical intervention - when does surgery play a role and whatis the best option? <b>Valerie Lund</b> The European Rare Disease Network for HHT - improving outcomes and identifying unmet needs <b>Anette Kjeldsen</b>	ABSTRACT SESSION 25  <b>Skull Base Surgery 2</b> <i>Chair: <b>Otavio Pilcher</b></i> 3931 – Classification of Postradiation Nasopharyngeal and Skull Base Necrosis and Selection of Repair and Reconstruction Options, <b>Shi Zhaohui</b> 3888 – Endoscopic endonasal approach for clival chordoma resection: A two-case study, <b>Guincho Joana</b> 3898 – Reviewing the role of weight loss in patients with high Body Mass Index (BMI) and raised Idiopathic Intracranial Hypertension (IIH) on the outcomes of CSF leak repairs, <b>Shaida Zara</b> 3900 – Endoscopic debridement for post-irradiation nasopharyngeal osteonecrosis in patients with history of nasopharyngeal carcinoma – a treatment protocol and retrospective review, <b>Ho Shi Yeung</b> 3970 – Advancements in Skull Base Reconstruction: A Retrospective Analysis of Complication Management in Endoscopic Surgery (2018–2024), <b>Marjanovic Kavanagh Marcel</b> 3978 – Spontaneous cerebrospinal fluid (CSF) rhinorrhea poses a major challenge to rhinologists. Much controversy attends its cause, pathophysiology, management, and prognosis. It has been suggested that endoscopic placement of a septal graft with a middle turbin, <b>Elmoursi Sevki</b>	ABSTRACT SESSION 26  <b>Acute Rhinosinusitis – Non-Allergic Rhinitis</b> <i>Chair: <b>Martyn Barnes</b></i> 3744 – The effectiveness of active paranasal sinus drainage in acute bacterial rhinosinusitis, <b>Gorbunov Sergey</b> 3822 – The role of maxillary sinus puncture in the treatment of acute rhinosinusitis. A randomized, prospective study, <b>Lundberg Marie</b> 4385 – Clinical outcomes of severe rhinosinusitis complicated with cavernous sinus syndrome, <b>Fang-Wei Lin</b> 4408 – Histopathological Characterization of Recurrent Acute Rhinosinusitis: Comparative Analysis of Fibrosis, Inflammation, and Vascularization, <b>Chashu Hen</b> 3624 – Clinical utility of Th2-related markers for local allergic rhinitis: A meta-analysis and adjusted indirect comparison of diagnostic test accuracy, <b>Hoang Minh</b> 3859 – Effect of Platelet Rich Plasma Injection in Patients with Atrophic Rhinitis: A Systematic Review, <b>Erwe Ibrahim</b>	ABSTRACT SESSION 27  <b>CRS – biologics 3</b> <i>Chair 1: <b>Stefania Gallo</b></i> <i>Chair 2: <b>Gábor Forgács</b></i> 4254 – Correlation between total IgE levels and blood eosinophils count with disease control and severity in chronic rhinosinusitis with nasal polyps, <b>D'Auria Leandro Maria</b> 4303 – Multi-Centric Real-World Effectiveness of Mepolizumab in severe Chronic Rhinosinusitis with Nasal Polyps in Germany, <b>Bärhold Friederike</b> 4320 – Socioeconomic and Demographic Influences on Biologic Treatment Outcomes in patients with Chronic Rhinosinusitis, <b>Biadsee Ameen</b> 4226 – Early Comparative Effectiveness of Dupilumab and Mepolizumab in Patients with Uncontrolled Primary Diffuse Type 2 Chronic Rhinosinusitis, <b>Saccardo Tommaso</b> 4236 – Correlation between VAS-smell and Sniffin' Sticks in chronic rhinosinusitis with nasal polyps treated with biological treatment, <b>Geraldes Cláudia</b> 4340 – Effectiveness of Mepolizumab 300 mg in the treatment of patients with severe uncontrolled CRSwNP associated to EGPA: Preliminary Analysis at 1 year of Sinonasal Outcomes, <b>Spanu Camilla</b> 3929 – Effectiveness of Mepolizumab in Patients with Uncontrolled Chronic Rhinosinusitis with Nasal Polyps: A Multicenter Real-Life Study in Spain, <b>Almanzo Santiago</b>	ABSTRACT SESSION 28  <b>Allergic Rhinitis 2</b> <i>Chair: <b>Elizaveta Bolozneva</b></i> 3981 – Autonomic Nervous System Dysfunction in Patients with Allergic Rhinitis and Non-Allergic Rhinitis: A Prospective Observational Study, <b>Lin Yi-Tsen</b> 4074 – Upregulation of Inflammatory Gene Expression Associated with Steroid Resistance in Chronic Rhinitis Patients, <b>Li Yu Ting</b> 4152 – Molecular diagnosis enhances diagnostic yield of allergy to furry pets, <b>Kanjanawasee Dichapong</b> 4267 – Improved delivery of topical corticosteroids in chronic rhinosinusitis and allergic rhinitis, <b>Ranasinghe Sethmi</b> 4317 – A systematic literature review on the use of cryotherapy for rhinitis, <b>Sheik-Ali Shirwa</b> 4344 – The role of airborne allergens monitoring with volumetric spore traps combined with real-time recording of symptoms and medications in patients with allergic rhinitis by using MASK-air® mobile application, <b>Fotiadis Georgios</b> 4345 – The effects of environmental factors on incidences of allergic rhinitis and chronic rhinosinusitis: a comparative study, <b>Luo Xin</b>	ABSTRACT SESSION 29  <b>Rhinoplasty 2</b> <i>Chair: <b>Robert Hettige</b></i> 4002 – Efficacy of Tranexamic Acid in Reducing Intraoperative Blood Loss in Open Primary Rhinoplasty: A Randomized Double-Blind Study, <b>Andrade Ana Raquel</b> 3737 – Working more comfortably with fascia in rhinoplasty, <b>Bogdanova Tatjana</b> 3758 – Concha bullosa media and hyperplasia of ostiomeathal complex – the "blocking point" for the nasal septum and bony pyramid in dorsum preservation rhinoplasty, <b>Bogdanova Tatjana</b> 3775 – Evaluation of Complications and Surgical Outcomes in Asian Tip Plasty Using 3D-Printed Polycaprolactone Plates, <b>Choi Ji Yun</b> 3776 – Practical Approaches to the Diagnosis and Management of Nasal Valve Dysfunction, <b>Choi Ji Yun</b>	ABSTRACT SESSION 30  <b>Smell and Taste 2</b> <i>Chair 1: <b>Julien Hsieh</b></i> <i>Chair 2: <b>Gerold Besser</b></i> 3666 – Long Term Outcomes of PRP Injections for Post-Viral Olfactory Loss: A Prospective Cohort Study, <b>Maxime Fieux</b> 3823 – Smell and Taste Disorder Impact on Eating Habits: a cross sectional observational study, <b>Camp Lois</b> 3641 – Predictive model for postoperative unrecovered olfactory function in CRSwNP patients with olfactory disorder, <b>Chen Jingyuan</b> 3800 – Development, Reliability, and Validity Testing of the Flavor Perception Dysfunction Scale, <b>Liu Jianfeng</b> 3834 – Analyzing the role of respiratory mucosa in nasal odorant metabolism, <b>Hackenberg Stephan</b> 3911 – Evaluation of olfaction in pediatric patients diagnosed with Multiple Sclerosis: Clinical assessment with UPSIT, <b>Demirag Evman Melis</b> 3965 – Olfactory Training with Multisensory Stimulation: Insights into Neural Crosstalk Between Sensory Networks, <b>Chao Yun-Ting</b> 4006 – The Impact of Olfactory Disorders on Sexual Life Quality, <b>Hoehn Luca</b>	Orbital surgery 1. Medial orbita decompression, cathotomy, cantholysis  <i>Dissector: <b>Agnieszka Strzembosz</b></i>  <i>Moderator: <b>Tibor Szalóki</b></i> 2. External approaches to the orbit (transcaruncular-, transconjunctival-, eyelid approaches)  <i>Dissector: <b>Iacopo Dallan</b></i>  <i>Moderator: <b>Pavol Surda</b></i> 3. Optic nerve decompression  <i>Dissector: <b>Catherine Rennie</b></i>  <i>Moderator: <b>Raymond Sacks</b></i>
10:25-10:55	COFFEE BREAK							COFFEE BREAK						













TUESDAY, JUNE 24, 2025							TUESDAY, JUNE 24, 2025						
ROOM 1 F1-F2-F3   Ground Floor	ROOM 2 F4-F5   Ground Floor	ROOM 3 F6   Ground Floor	ROOM 4 F7   Ground Floor	ROOM 5 F8   Ground Floor	ROOM 6 G1+G2   Level +1	ROOM 7 G4+G5   Level +1	ROOM 8 G3   Level +1	ROOM 9 G6   Level +1	ROOM 10 G7   Level +1	ROOM 11 G10   Level +1	ROOM 12 G11   Level +1	ROOM 13 G15   Level +1	ROOM 14 F9+F10   Ground Floor
Featured Main Topics / Lectures	Oncology / Skull Base	CRS conservative	Rhinologic Surgery	Acute Sinusitis / Smell & Taste	FPS	Miscellaneous	ABSTRACTS						Dissection Day 2
ROUND TABLE 15	ROUND TABLE 16	ROUND TABLE 17	ROUND TABLE 18	ROUND TABLE 19	ROUND TABLE 20	ROUND TABLE 21	ABSTRACT SESSION 37	ABSTRACT SESSION 38	ABSTRACT SESSION 39	ABSTRACT SESSION 40	ABSTRACT SESSION 41	ABSTRACT SESSION 42	
		<i>Speaker: Marjolein Cornet</i> 4154 – Efficacy and Safety of Twice-Yearly Depemokimab in Patients With Chronic Rhinosinusitis With Nasal Polyps (CRSwNP): The Phase III Randomized, Double-Blind, Placebo-Controlled Replicate ANCHOR-1/2 Trials					3807 – A Randomized Clinical Trial Evaluating Postoperative Outcomes of Absorbable POCISEP vs. Non-Absorbable Silicone Middle Meatal Packing After Endoscopic Sinus Surgery, <b>Vass Roni</b> 3854 – Six-Month Outcomes from a European Real-World Registry to Assess Corticosteroid-Eluting Implants in Patients with Chronic Rhinosinusitis, <b>Gosepath Jan</b> 3810 - Skull Base Reconstruction with Polydioxanone (PDS) Framework: Effectiveness Across Etiologies and Radiotherapy, <b>Andrade Antônio</b>	4126 – Outcomes of Patients with OSAS Receiving TORS Tongue Base Resection versus Radiofrequency Tongue Base ReductionHung, <b>Hung Yu-Hsiang</b>	4104 – Endoscopic Transnasal Transpterygoid Approach – a minimally invasive technique for deep medial fossa lesions, <b>Rodrigues Beatriz</b> 4278 – Spheno-tubercular-planum meningiomas with vision changes – importance of optic nerve decompression in optic canal, <b>Ali Salman</b> 4304 – Reconstructive endoscopic surgery to restore the internal structures of the nose after endoscopic neurosurgical operations on the skull base, <b>Kvasha Olena</b> 4399 – “Money box approach” as an alternative technique for reconstruction of anterior skull base defects, <b>Farinha David</b>			3886 – Conjunctivodacryocystorhinostomy with Stop-Loss Jones Tubes - Experience of a Tertiary Hospital, <b>Guincho Joana</b> 3910 – Endoscopic Dacryocystorhinostomy with Silicone Stents: Added Value or Added Discomfort? A Prospective Randomized Trial, <b>Damti Geva Shiri</b> 4249 – Endonasal Endoscopic Dacryocystorhinostomy: A Straightforward Technique, <b>Naraghi Mohsen</b> 4388 - Prelacrimal Approach in Antrochoanal Polyp Recurrence: A Case Report, <b>Cascão Mariana</b>	
16:15-16:45	AFTERNOON TEA, POSTER VIEWING AND VISIT THE EXHIBITION						AFTERNOON TEA, POSTER VIEWING AND VISIT THE EXHIBITION						
16:45-17:15	How I Do It / Instructional Course 28 Endoscopic DCR - A step-by-step approach <b>Puya Dehgani Mobaraki</b>	How I Do It / Instructional Course 29 Transnasal Skull Base Surgery - Tailored Approaches <b>Hans Rudolf Briner, Robert Reisch</b>	How I Do It / Instructional Course 30 Managing the chest - what rhinologists need to know <b>Cecilia Ahlstrom Emanuelsson</b>	How I Do It / Instructional Course 31 Safe landmarks for sinus surgery <b>Achim Beule</b>	How I Do It / Instructional Course 32 Navigating Rhinological Emergencies on the Night Shift: Safe and Effective Management Strategies <b>Wenche Moe Thorstensen</b>	How I Do It / Instructional Course 33 The Hi-Low strip in Preservation Rhinoplasty: Patient Selection Strategies <b>Yves Saban</b>	How I Do It / Instructional Course 34 How to be a good reviewer? Learn from the “Rhinology” Team <b>Wytse Fokkens, Sietze Reitsma, Basile Landis, Ahmad Sedaghat</b>						4. Endonasal endoscopic transplanum / transtubercular approach <i>Dissector: <b>Bostjan Lanisnik</b></i> <i>Moderator: <b>Cem Meco</b></i>
20:00	Faculty Dinner by invitation only												







WEDNESDAY, JUNE 25, 2025							WEDNESDAY, JUNE 25, 2025						
ROOM 1 F1-F2-F3   Ground Floor	ROOM 2 F4-F5   Ground Floor	ROOM 3 F6   Ground Floor	ROOM 4 F7   Ground Floor	ROOM 5 F8   Ground Floor	ROOM 6 G1+G2   Level +1	ROOM 7 G4+G5   Level +1	ROOM 8 G3   Level +1	ROOM 9 G6   Level +1	ROOM 10 G7   Level +1	ROOM 11 G10   Level +1	ROOM 12 G11   Level +1	ROOM 13 G15   Level +1	ROOM 14 F9+F10   Ground Floor
Featured Main Topics / Lectures	Oncology / Skull Base	CRS conservative	Rhinologic Surgery	Acute Sinusitis / Smell & Taste	FPS	Miscellaneous	ABSTRACTS						Dissection Day 3
PLENARY 3													
Chair: <b>Zsolt Bella</b>													
First do no harm (to ourselves) - ergonomics, endoscopy and ensuring a long and healthy career <b>Raewyn Campbell</b>													
SYMPOSIUM 36	SYMPOSIUM 37	SYMPOSIUM 38	SYMPOSIUM 39	SYMPOSIUM 40	SYMPOSIUM 41	SYMPOSIUM 42	ABSTRACT SESSION 49	ABSTRACT SESSION 50	ABSTRACT SESSION 51	ABSTRACT SESSION 52	ABSTRACT SESSION 53	ABSTRACT SESSION 54	Skull Base Surgery Part 3
<b>Severe complications of FESS and endoscopic skull base surgery and how to avoid them</b>	<b>Optimizing outcomes in anterior skull base surgery</b>	<b>Patient rated outcome measures in CRS</b>	<b>New trends in and limitations of surgical navigation</b>	<b>Analysis and Management of chronic facial pain in Rhinology - interface with Neurology</b>	<b>Finding Harmony between Preoperative Expectations and Postoperative Satisfaction in Rhinoplasty: Bridging the Gap</b>	<b>Diagnosis and management of granulomatous and vasculitic conditions affecting the nose</b>	<b>CRS – Medical Management (Excluding Biologics)</b>	<b>Granulomatous Diseases of the Nose – CSF leaks; diagnosis and management – Rhinology – Miscellaneous 4</b>	<b>Epistaxis and HHT 2</b>	<b>Pituitary &amp; Orbital Surgery</b>	<b>CRS – Outcome Assessment 3</b>	<b>Non-Allergic Rhinitis – Snoring and OSA 2</b>	
Chair: <b>Bozena Wrobel</b>	Chair: <b>Jayakar Nayak</b>	Chair: <b>Sven Becker</b>	Chair: <b>Ludovic De Gabory</b>	Chair: <b>Adrian Agius</b>	Chair: <b>Garyfalia Lekakis</b>	Chair: <b>Cecilia Ahlstrom Emanuelsson</b>	Chair: <b>Bostjan Lanisnik</b>	Chair: <b>Patricia Back</b>	Chair: <b>Adriana Neagos</b>	Chair 1: <b>Maxime Fieux</b> Chair 2: <b>Tomasz Gotlib</b>	Chair: <b>Nora Haloob</b>	Chair: <b>Karl Hoermann</b>	
Vascular complications <b>Ashutosh Kacker</b>	Coordinating a Skull Base Practice: Expert Strategies for Success <b>Laura van Gerven</b>	Using PROMS in clinical practice - is it useful? <b>Joaquim Mullo</b>	New developments for Image Guided Surgery (IGS) in FESS <b>Sergei Karpischenko</b>	Overview of different facial pain disorders than can present with sinus/facial pain/pressure <b>Yong Ju Jang</b>	My journey through mastering art and science of rhinoplasty <b>Fazil Apaydin</b>	EGPA - how not to miss? <b>Martin Laudien</b>	4424 – Development of gelatine and hyaluronic acid based medication containing nanogels to improve wound healing, <b>Beule Achim</b>	3802 – Algorithmic approach to management of skull base CSF leak - an Indian Tertiary Center Experience, <b>Mittal Pankhuri</b>	3873 – Elevated FVIII levels in hereditary hemorrhagic telangiectasia: Implications for clinical management, <b>Jorgensen Ole Jakob</b>	4109 – Endoscopic assisted probing for symptomatic congenital nasolacrimal duct obstruction after one year of age, <b>Elmoursi Sevki</b>	4032 – Defining Mepolizumab biological criteria response in chronic rhinosinusitis with nasal polyps patients after two years of treatment, <b>Dominguez Sosa Maria Sandra</b>	4439 – Work-Related Rhinitis and Its Impact on Quality of Life and Work Productivity, <b>Li Lok Yee Joyce</b>	1. Medial Maxillectomy, Modified Denker's/ prelacrimal approach
Neural (central / peripheral) damage <b>Zalan Piski</b>	Preoperative Counseling and Skull Base Meetings: Key to Surgical Success <b>Edward Kuan</b>	Patient priming and its effect on PROMS <b>Michael Stewart</b>	Does IGS Reduce Complications in FESS? <b>Peter-John Wormald</b>	How to differentiate primary headache disorder from CRS? <b>Vlad Budu</b>	Tip Aesthetic trends in Gen Z. Time for changing vintage paradigms of tip beauty <b>Pietro Palma</b>	IgG4 Diseases <b>Ron Eliashar</b>	4496 – The Use of Medihoney in the Treatment of Rhinological Conditions, <b>Pir-Siahbazy Ramtin</b>	4116 – Impact of mono versus dual fungal coinfection on clinicopathological, radiological and survival outcomes in invasive fungal sinusitis, <b>Kurien Regi</b>	3853 – Reviewing the efficiency of the initial work-up for hereditary haemorrhagic telangiectasia in a tertiary referral university centre, <b>Clément Palm</b>	3919 – Combined endonasal and transorbital approach to inverted papilloma with orbital extension, <b>Bhamra Navdeep</b>	4397 – Correlation of sino-nasal outcome test and nasal polyp score in dupilumab-treated chronic rhinosinusitis with nasal polyps, <b>Mauthe Tina</b>	4050 – Endoscopic Posterior Nasal Neurectomy: An effective treatment for vasomotor rhinitis, <b>Horev Yoav</b>	Dissector: <b>Marco Ferrari</b>
Persistent CSF leaks <b>Cem Mecoc</b>	Surgical Synergy: The Power of Intraoperative Collaborations <b>Ian Witterick</b>	The value of an overall symptom score for chronic rhinosinusitis <b>Maria Doulaptsi</b>	Techniques to minimize failure when using IGS in surgery <b>Arif Janjua</b>	How to differentiate primary headache disorder from CRS? <b>Vlad Budu</b>	Should all sinus surgery be done with image guidance? <b>Gwijde Adriaensen</b>	CIMDL <b>Nicolas Busaba</b>	3636 – Recent research trends in chronic rhinosinusitis (CRS), <b>Peer Mohamed Syed Ahamed</b>	3770 – The Degree of Stress in Patients With Empty Nose Syndrome, Compared With Chronic Rhinosinusitis and Allergic Rhinitis, <b>Joo Yeon Kim</b>	3933 – Septal perforation closure in patients with hereditary hemorrhagic telangiectasia, <b>Bansberg Stephen</b>	4534 – How we do it: Revision Endoscopic Pituitary Surgery using Coblation, <b>Morsy Mohamed</b>	4405 – Improvement of Modified Lund-Kennedy endoscopic score in patient with severe type-2 chronic rhinosinusitis with nasal polyps (CRSwNP) treated with anti-IL4/IL-13 monoclonal antibodies related to the extent of previous endoscopic sinus surgery, <b>Giorli Alessia</b>	4050 – Endoscopic Posterior Nasal Neurectomy: An effective treatment for vasomotor rhinitis, <b>Horev Yoav</b>	2. Endoscopic endonasal transpterygoid and infratemporal fossa approach
Pearls on how to avoid complications <b>Metin Onerci</b>	Postoperative Care and Complications: Strategies for Effective Management <b>Amber Luong</b>	Using patient-reported olfaction outcomes in research: is it useful? <b>David T. Liu</b>	Should all sinus surgery be done with image guidance? <b>Gwijde Adriaensen</b>	Does surgery of CRS improve facial pain? <b>Larry Kalish</b>	Medical treatments (focused on what a rhinologist could/would prescribe) for facial pain disorders <b>Rory O'Neill</b>	GPA diagnosis and management <b>Marjolein Cornet</b>	3636 – Recent research trends in chronic rhinosinusitis (CRS), <b>Peer Mohamed Syed Ahamed</b>	3770 – The Degree of Stress in Patients With Empty Nose Syndrome, Compared With Chronic Rhinosinusitis and Allergic Rhinitis, <b>Joo Yeon Kim</b>	3933 – Septal perforation closure in patients with hereditary hemorrhagic telangiectasia, <b>Bansberg Stephen</b>	4534 – How we do it: Revision Endoscopic Pituitary Surgery using Coblation, <b>Morsy Mohamed</b>	4405 – Improvement of Modified Lund-Kennedy endoscopic score in patient with severe type-2 chronic rhinosinusitis with nasal polyps (CRSwNP) treated with anti-IL4/IL-13 monoclonal antibodies related to the extent of previous endoscopic sinus surgery, <b>Giorli Alessia</b>	4050 – Endoscopic Posterior Nasal Neurectomy: An effective treatment for vasomotor rhinitis, <b>Horev Yoav</b>	Dissector: <b>Paolo Battaglia</b>
12:40 - 12:50 Best Abstract Presentation													
Speaker: <b>Ashutosh Kacker</b>													
3869 – Endoscopic Endonasal Surgery of Skull Base Osteoradionecrosis with the Internal Carotid Artery Invaded: Clinical Characteristic and Surgical Strategy													Moderator: <b>Reda Kamel</b>









	WEDNESDAY, JUNE 25, 2025						WEDNESDAY, JUNE 25, 2025							
	ROOM 1 F1-F2-F3   Ground Floor	ROOM 2 F4-F5   Ground Floor	ROOM 3 F6   Ground Floor	ROOM 4 F7   Ground Floor	ROOM 5 F8   Ground Floor	ROOM 6 G1+G2   Level +1	ROOM 7 G4+G5   Level +1	ROOM 8 G3   Level +1	ROOM 9 G6   Level +1	ROOM 10 G7   Level +1	ROOM 11 G10   Level +1	ROOM 12 G11   Level +1	ROOM 13 G15   Level +1	ROOM 14 F9+F10   Ground Floor
	Featured Main Topics / Lectures	Oncology / Skull Base	CRS conservative	Rhinologic Surgery	Acute Sinusitis / Smell & Taste	FPS	Miscellaneous	ABSTRACTS						Dissection Day 3
								ABSTRACT SESSION 55 4181 – Sustainable ENT: creating and embedding a local anaesthetic fractured nose pathway, <b>Davies Huw</b> 4558 – Features and Impact of ESS in Patients with Combat Trauma of the Facial and Cranial Skull in the Early and Late Post-Traumatic Period, <b>Omerova Leylya</b> 3650 – Video Clinics for Nasal Bone Injuries in COVID times – Is it a valid tool for Routine Practice, <b>Narang Ved</b> 4274 – Frontal Sinus Fracture: A Minimally Invasive Innovative, Technique, <b>Naraghi Mohsen</b>	ABSTRACT SESSION 56 4352 – Effect of Septoplasty with or without Cauterization of Inferior Turbinates on Trigeminal Sensitivity, <b>Garefis Konstantinos</b> 4560 – Electrical trigeminal stimulation at the anterior nasal septum in healthy participants and patients with olfactory dysfunction, <b>Garefis Konstantinos</b> 4339 – Protocol for endoscopic sampling of human olfactory cleft mucosa in an outpatient setting, <b>Van Waterschoot Julie</b> 4412 – Assessing Nasal Obstruction and Olfactory Impairment in Unilateral Cleft Lip Nasal Deformity and Non-Cleft Individuals, <b>Frank-Ito Dennis</b>	ABSTRACT SESSION 57 4331 – Extended endoscopic frontal sinus surgery in refractory frontal sinusitis: A systematic review, <b>Alsayed Ahmed</b> 4483 – The endoscopic, radiological and prognostic characteristics of CCAD phenotype of CRSwNP, <b>Folic Miljan</b> 4384 – Endoscopic frontal sinus surgery by expanded agger nasi approach improves long-term control status in type 2 chronic rhinosinusitis, <b>Liu Wendong</b>	ABSTRACT SESSION 58	ABSTRACT SESSION 59 4450 – Clinical Efficacy of Temporal Muscle Flap Reconstruction for Radione-crosis in Nasopharyngeal Carcinoma, <b>Shi Zhaohui</b> 4452 – Free Flap Recon-struction for Severe Radi-ation-Induced Skull Base Necrosis in Nasopharyngeal Carcinoma: A Single-Arm Cohort Study, <b>Shi Zhaohui</b> 4498 – Combined Rhinosurgical and Neurosurgical Management of Advanced Intradural Angiofibromas, <b>Naraghi Mohsen</b> 4561 – Significance of the Anterior Ethmoidal Artery in Endonasal Endoscopic Access to the Lateral Frontal Sinus and Skull Base, <b>Meco Cem</b> 4562 – Endonasal Endoscopic Anatomy of Optic Nerve And Ophthalmic Artery in Optic Canal And Orbital Apex, <b>Beton Suha</b>		
16:15-16:45	AFTERNOON TEA, POSTER VIEWING AND VISIT THE EXHIBITION							AFTERNOON TEA, POSTER VIEWING AND VISIT THE EXHIBITION						2. Endoscopic epipharyngectomy (Types I-III)
16:45-17:15		How I Do It / Instructional Course 42	How I Do It / Instructional Course 43	How I Do It / Instructional Course 44	How I Do It / Instructional Course 45	How I Do It / Instructional Course 46	How I Do It / Instructional Course 47							Dissector: <b>Giacomo Sollini</b> Moderator: <b>Catherine Banks</b>
	Endoscopic surgery of sinonasal inverted papilloma		How to integrate objective nasal airway assessment into clinic?	Hemostasis in Endoscopic Sinus and Skull Base Surgery: Lessons Learned, Techniques, and Pearls	Setting up a smell and taste clinic	Saddle nose deformity - prevention and treatment	Management of choanal atresia							
		Fabian Sommer	Andor Hirschberg	Peter John Wormald	Eri Mori	Philippe Rombaux	Cristobal Langdon							
17:15-17:30														





## FLOOR PLANS

## Pavilion C


# ERS2025

## Floor +1

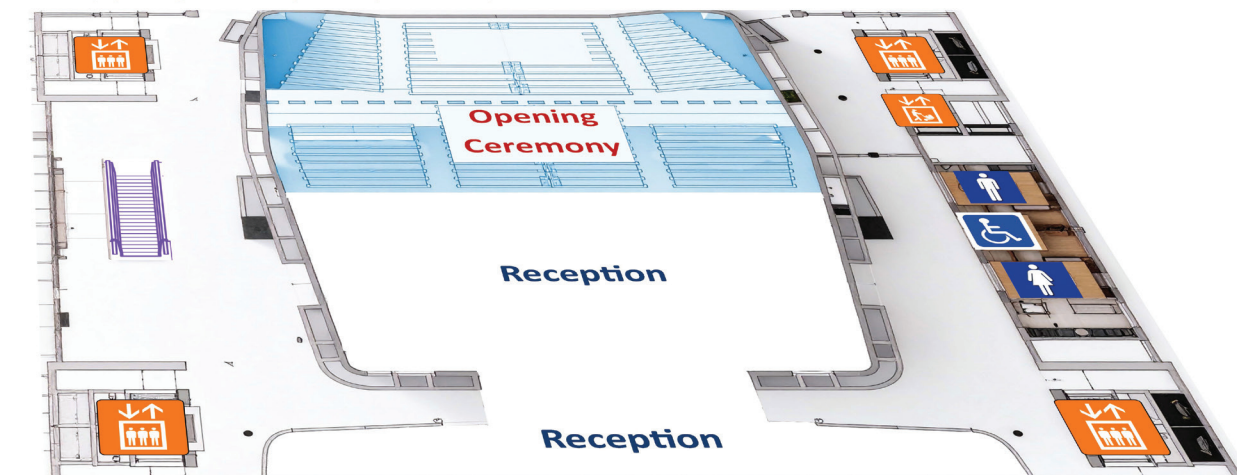
## Floor +2

## Ground Floor

Ground Floor (Exhibition-Registration Desk-ePoster-Catering Areas)



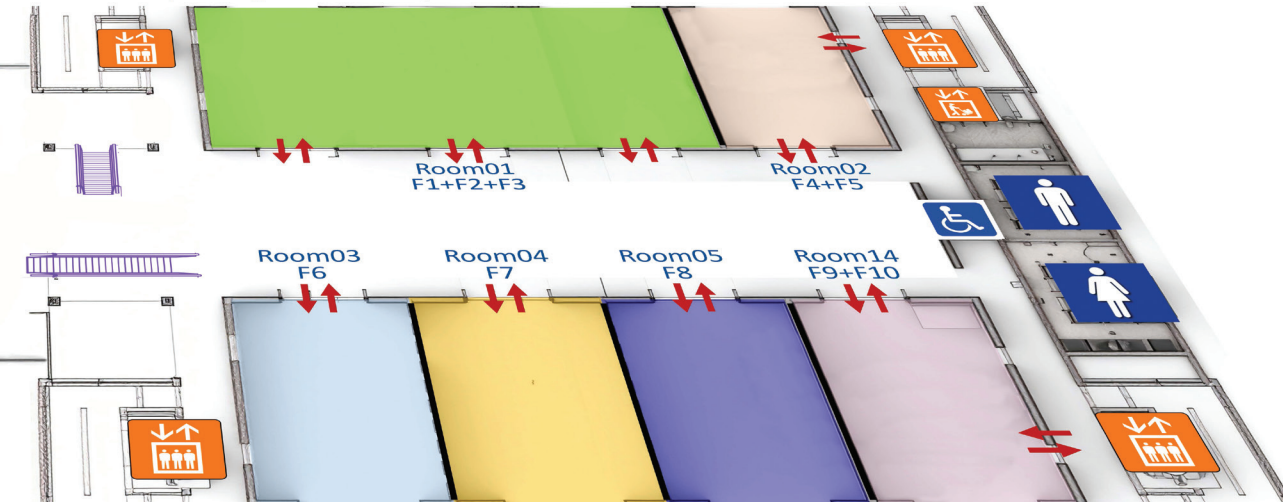
+2 Floor (Opening Ceremony - Reception Area)



+1 Floor (Meeting Rooms G1-G16)



Ground Floor (Meeting Rooms F1-F10)

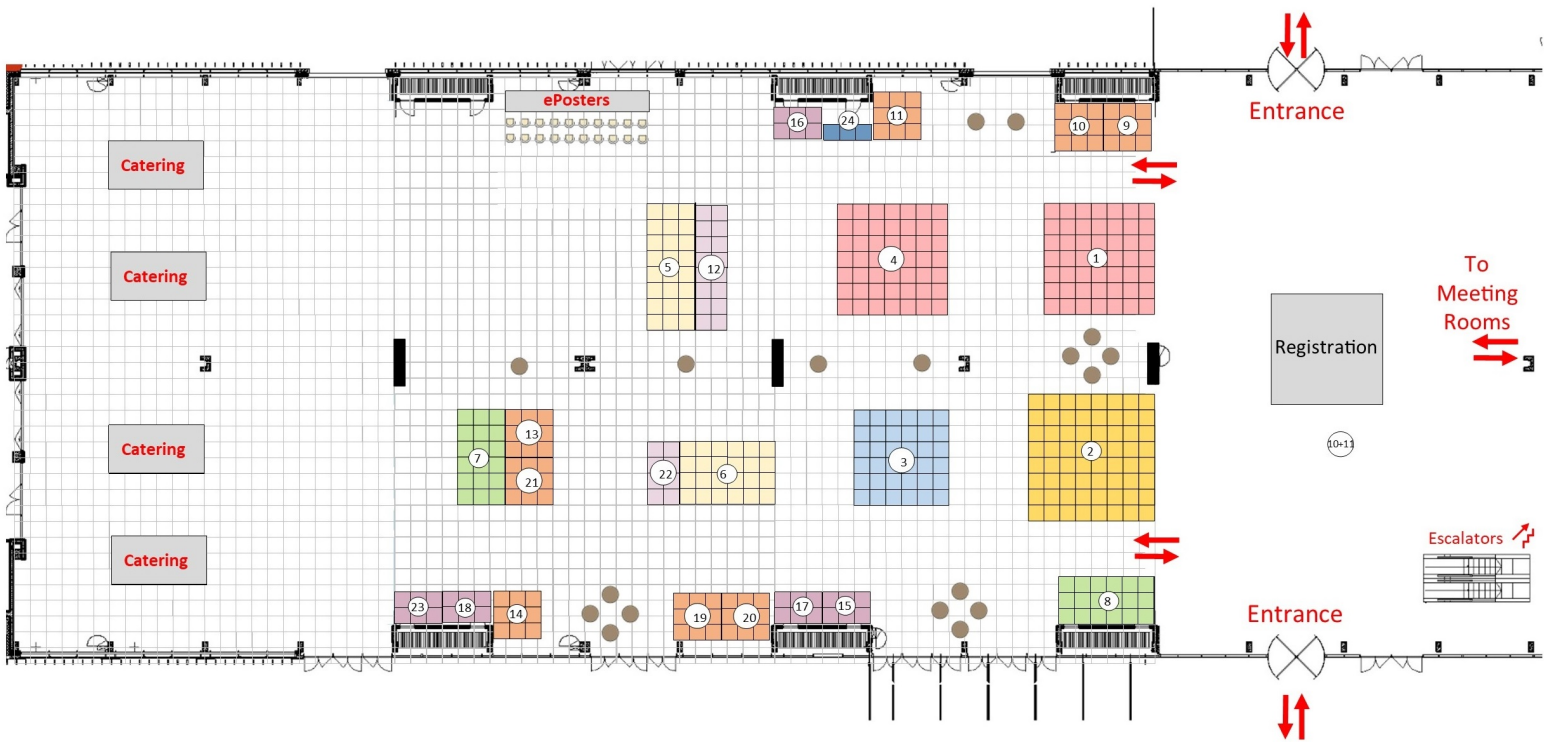






# FLOOR PLANS

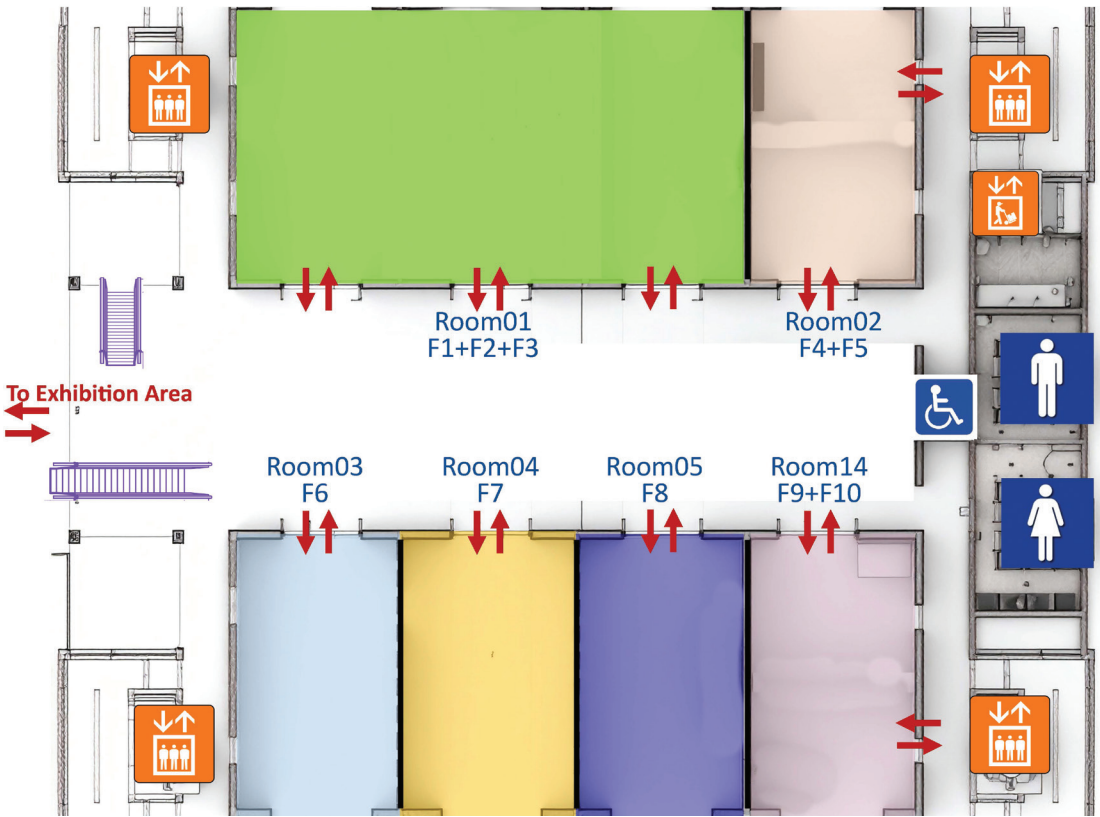
Exhibition Floor Plan - Ground Floor




Exhibitor	Booth No	Exhibitor	Booth No	Associations	Booth No
GSK	1	EON Meditech	11	ERS - Rhinology	19
Sanofi-Regeneron	2	Wisepress	12	ERS 2027	20
AstraZeneca	3	EROND / Cattus ltd	13	IRS ISIAN 2026	21
Medtronic	4	Gerolymatos	14	IFOS 2026	22
Olympus	5	DRKim	15	ENDO ATHENS	23
Stryker	6	3DMatrix	16		
Karl Storz	7	Santosh	17		
Bionorica	8	Shedir Pharma	18		
Fiagon	9	GM Instruments	24		
Korust	10				

# FLOOR PLANS

Ground Floor (Meeting Rooms F1-F10)



Ground Floor (Exhibition-Registration Desk-ePoster-Catering Areas)







## FLOOR PLANS

+1 Floor (Meeting Rooms G1-G16)



## FLOOR PLANS

+2 Floor (Opening Ceremony - Reception Area)

